



LINK THE WORLD
A NEW ERA OF DEVELOPMENT TO THE FUTURE

YONGGAO Co., Ltd.

Add: No.2 Daixi Road, Huangyan Economic Development Zone
Taizhou, Zhejiang, 318020, China

Tel: +86 576 84279933 +86 576 84277056

Fax: +86 576 84277171

Official website: www.era.com.cn

E-mail: sales@era.com.cn

WE RESERVE RIGHTS TO ANY TECHNICAL CHANGES.



ERA[®]

PLASTIC PIPING SYSTEM

ERA[®]

SINCE 1993

PLASTIC PIPING SYSTEM

CHINA ERA GROUP
YONGGAO Co., Ltd.

VERSION
NUMBER
201901

ERA[®] PLASTIC PIPING SYSTEM

SINCE 1993



SR-CU



WELCOME TO ERA GROUP





Yonggao Co., Ltd. a listed company, is the leading manufacturer in China specialized in PVC, PPR, CPVC, PE, PP piping system.

With an annual production capacity of 600,000 tons, Yonggao Co., Ltd. has more than 4000 employees in 12 factories covering 1332000 square meters in China, including 5 factories in Taizhou, and the other 7 ones in Shenzhen, Guangzhou, Shanghai, Tianjin, Chongqing and Anhui.

Equipped with 800 injection machines, 250 extrusion machines and 10000 moulds, Yonggao., reached a sales turnover of USD 800,000,000 in 2018, including export sales covering 146 countries all over the world.

With high-class raw material, strictly follow ISO9001 and ISO14001 to control quality, Yonggao Co., Ltd. have been providing high quality products and the best service to our customers and partners since its establishment. Today, Yonggao Co., Ltd. approved with NSF, DVGW, WATERMARK, KITEMARK, CUPC, WRAS, CE, CERTIFICATES, Yonggao have the confidence to become your reliable and excellent supplier.

ERA[®]
SINCE 1993



PRODUCTION AND TECHNOLOGY

PRODUCTION AND
TECHNOLOGY



RESEARCH AND DEVELOPMENT/QC SYSTEM



AUTOMATIC KARL FISCHER MOISTURE METER



R&D/QC CENTER



THERMAL DEFORMATION AND VICAT SOFTENING POINT TEMPERATURE TESTER



ACCREDITED LABORATORY



DIFFERENTIAL SCANNING CALORIMETER



HYDROSTATIC TEST



SCANNING ELECTRON MICROSCOPY, SEM



IMPACT TEST



BRABENDER TORQUE RHEOMETER


RESEARCH AND DEVELOPMENT/QC SYSTEM



ACCREDITED LABORATORY



DIFFERENTIAL SCANNING CALORIMETER



THERMAL GRAVIMETRIC ANALYZER, TGA



DENSITY TEST



MFA TEST




FOURIER TRANSFORM INFRARED SPECTROMETER, FTIR



HYDROSTATIC PRESSURE TESTING MACHINE



HAPRO TORQUE RHEOMETER



INTERNATIONAL CERTIFICATIONS

CONTENTS



01

VALVE

- P002 PVC VALVES & FITTINGS
- P016 CPVC VALVES & FITTINGS



02

PRESSURE

- P020 PVC PRESSURE PIPES & FITTINGS PN10 (ISO1452)
- P029 PVC PRESSURE PIPES FITTINGS TYPE II
- P031 PVC PRESSURE PIPES & FITTINGS PN16 (DIN8063)
- P037 PVC PIPES & THREAD FITTINGS BS STANDARD
- P041 PVC SCH40 PIPES & FITTINGS (ASTM D2466)
- P046 PVC SCH80 PIPES & FITTINGS (ASTM D2467)
- P051 PVC PRESSURE FITTINGS (BS4346)
- P053 PVC PRESSURE FITTINGS JIS STANDARD
- P055 PVC PRESSURE PIPES & FITTINGS (AS/NZS1477)
- P060 PVC PRESSURE PIPES WITH GASKET
- P065 PP COMPRESSION FITTINGS VALVES & FILTERS (ENISO1587AS/NZS4129)
- P074 PP THREAD FITTINGS
- P077 PE BUTT WELDING & SOCKET WELDING FITTINGS
- P081 PE ELECTROFUSION FITTING SERIES
- P087 PE BALL VALVE SERIES

03

PRESSURE FOR HOT AND COLD

- P089 CPVC SCH80 PIPES & FITTINGS (ASTM F439)
- P093 CPVC DIN PIPES & FITTINGS
- P096 CPVC CTS PIPES & FITTINGS (ASTM D2846)
- P105 PPR DIN PIPES & FITTINGS (DIN8077/8088)
- P114 PPH THREAD FITTINGS (IRAM 13478)

04

DRAINAGE

- P117 PVC DRAINAGE PIPES & FITTINGS (BS1329/BS1401)
- P132 PVC DRAINAGE FITTINGS WITH GASKET (EN1401)
- P136 PVC DRAINAGE FITTINGS (ISO3633)
- P140 PVC DWV DRAINAGE FITTINGS (ASTM D2665)
- P142 PVC DWV FITTINGS
- P144 PVC DWV DRAINAGE FITTINGS (AS/NZS1260)
- P153 PVC- UPIPES AND FITTINGS FOR STORMWATER AS/NZS 1254

05

RAIN GUTTER

- P155 PVC GUTTERS AND FITTINGS (BS EN607/EN12200/EN1462)

06

ELECTRIC CONDUITS AND FITTINGS

- P165 PVC INSULATING ELECTRICAL PIPES AND FITTINGS
- P169 PVC INSULATING ELECTRICAL PIPES AND FITTINGS AS/NZS 2053
- P175 PVC INSULATING ELECTRICAL PIPES AND FITTINGS BSEN 61386-21

07

ACCESSORIES

- P178 GLUE
- P186 STAINLESS STEEL FLOOR DRAINS
- P191 METAL CLAMPS

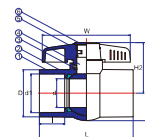


PLASTIC VALVES AND FITTINGS

VALVE



PLASTIC VALVES AND FITTINGS



ITEM NO:UCB01
 ■ END CONNECTOR: THREAD, SOCKET
 ■ WORKING PRESSURE:150PSI



COMPACT BALL VALVE

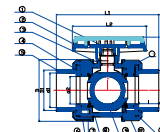
Specification of material

NO.	PART	MATERIAL	Q'TY
1	Body	PVC,CPVC,PP	1
2	Seat Seal	TPE,PTEE	2
3	O-Ring	EPDM,FPM(NBR)	1
4	Ball	PVC,CPVC,PP	1
5	Handle	ABS	1
6	Cap	ABS	1

COMPACT BALL VALVE

Dimensions

Nom Size	NPT Thd./in	BSPT Thd./in	JIS d1	BS d1	ANSI d1	DIN d1	d	D	L	l	w	H1	H2	
15mm(1/2")	14	14	22	22	21.34	20	14.5	32	80	22	68.5	64.3	44.9	
20mm(3/4")	14	14	26	26	26.67	25	20	36.8	92	25	80.5	76	52	
25mm(1")	11.5	11	32	34	33.4	32	24	45	106	28.0	100	94	65	
32mm(1 1/4")	11.5	11	38	42	42.16	40	30	53.5	112.5	28.0	108	103	70	
40mm(1 1/2")	11.5	11	48	48	48.26	50	34	62	129	33.0	108	112	73.5	
50mm(2")	11.5	11	60	60	60.33	63	44	75.5	148	39.5	138	126	81	
65mm(2 1/2")	8	11	76	76	73	75	56	92.5	177.5	39.5	192.5	166	108.5	
80mm(3")	8	11	89	89	88.9	90	71	107	209	48	192.5	181	116	
100mm(4")	8	11	114	114	114.3	110	86	134.5	294	78	262	236	151.5	
150mm(6")						168.8	160	130.4	185.4	407	102.7	301.9	299.5	181.2



ITEM NO:UTB01
 ■ END CONNECTOR: THREAD, SOCKET
 ■ WORKING PRESSURE:150PSI



TRUE UNION BALL VALVE

Specification of material

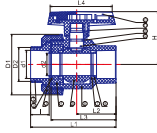
NO.	PART	MATERIAL	Q'TY	NO.	PART	MATERIAL	Q'TY
1	Stem	PVC,CPVC,PP	1	7	O-Ring	EPDM,FPM(NBR)	2
2	Handle	ABS	1	8	Body	PVC,CPVC,PP	1
3	Stem O-Ring	EPDM,FPM(NBR)	2	9	Ball	PVC,CPVC,PP	1
4	Union Nut	PVC,CPVC,PP	2	10	Seat Seal	PTFE	2
5	End Connector	PVC,CPVC,PP	2	11	Seat Carrier	PVC,CPVC,PP	1
6	Body O-Ring	EPDM,FPM(NBR)	2	12	Carrier O-Ring	EPDM,FPM(NBR)	1

TRUE UNION BALL VALVE

Dimensions

Nom Size	NPT Thd./in	BSPT Thd./in	JIS d1	BS d1	ANSI d1	DIN d1	d2	D1	D	l	L1	L2	H
15mm(1/2")	14	14	22	22	21.34	20	14	27.6	51.2	20.6	112.5	65	50.5
20mm(3/4")	14	14	26	26	26.67	25	18.7	35.6	65.5	24.6	130.2	75	58.5
25mm(1")	11.5	11	32	34	33.4	32	24	41.6	73.7	28	142.5	85	65.7
32mm(1 1/4")	11.5	11	38	42	42.16	40	32	52	86.6	31	161	97	76.5
40mm(1 1/2")	11.5	11	48	48	48.26	50	40	59.5	102	31.5	166.5	110	86
50mm(2")	11.5	11	60	60	60.33	63	50	75	120	40	214	133.5	101.5
65mm(2 1/2")	8	11	76	76	73.03	75	60	87.5	135	40	228	161	112.5
80mm(3")	8	11	89	89	88.9	90	79	107.5	188	48	269	200	160.5
100mm(4")	8	11	114	114	114.3	110	99	132	216	56	309	240	173.5

PLASTIC VALVES AND FITTINGS



ITEM NO:USU01
 ■ END CONNECTOR: THREAD, SOCKET
 ■ WORKING PRESSURE:150 PSI



SINGLE UNION BALL VALVE

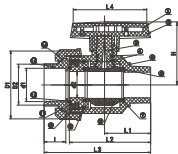
Specification of material

NO.	PART	MATERIAL	Q'TY	NO.	PART	MATERIAL	Q'TY
1	End Connector	PVC,CPVC,PP	1	7	Seat Seal	PTFE	2
2	Carrier O-Ring	EPDM,FPM(NBR)	1	8	O-Ring	EPDM,FPM(NBR)	2
3	Union Nut	PVC,CPVC,PP	1	9	Stem	PVC,CPVC,PP	1
4	Seal Carrier	PVC,CPVC,PP	1	10	Stem O-Ring	EPDM,FPM(NBR)	2
5	Ball	PVC,CPVC,PP	1	11	Handle	ABS	1
6	Body	PVC,CPVC,PP	1				

SINGLE UNION BALL VALVE

Dimensions

Nom Size	NPT Thd./in	BSPT Thd./in	JIS d1	BS d1	ANSI d1	DIN d1	d2	D2	D1	I	L1	L2	L3	L4	H
15mm(1/2")	14	14	22	22	21.34	20	14	27.6	51.3	20.6	95.8	25.3	67.3	65	49.5
20mm(3/4")	14	14	26	26	26.67	25	18.7	35.2	65.5	25	111.4	32.4	78.3	74.9	56.5
25mm(1")	11.5	11	32	34	33.4	32	24	41.6	73.7	27.9	121.5	49.5	85.9	85	65
32mm(1 1/4")	11.5	11	38	42	42.16	40	32	49	86.6	27.0	130	57	99	97.1	76.5
40mm(1 1/2")	11.5	11	48	48	48.26	50	40	60.8	102	34.5	157.5	69.0	113.5	109.7	86.5
50mm(2")	11.5	11	60	60	60.33	63	50	74.5	120	40	190	81	136.5	190.0	102
65mm(2 1/2")	8	11	76	76	73.03	75	60	89	135	40	210	95.9	156	161	113.5
80mm(3")	8	11	89	89	88.9	90	79	107.5	188	48	254.6	120.9	196.5	199.4	161.5
100mm(4")	8	11	114	114	114.3	110	99	132	215.5	56	294	140.7	225	240	174



ITEM NO:USU04
 ■ END CONNECTOR: THREAD, SOCKET
 ■ WORKING PRESSURE:150 PSI

MALE SINGLE UNION BALL VALVE

Specification of material

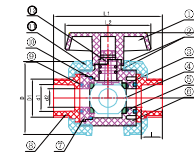
NO.	PART	MATERIAL	Q'TY	NO.	PART	MATERIAL	Q'TY
1	Cover	PVC-U	1	8	Ball	PVC-U	1
2	Handle	ABS	1	9	O-Ring	EPDM	1
3	Stem	PVC-U	1	10	Seal	PVC-U	1
4	Stem O-Ring	EPDM	2	11	Seal Carrier	PVC-U	1
5	Body	PVC-U	1	12	O-Ring	EPDM	1
6	O-Ring	EPDM	2	13	End Connector	PVC-U	1
7	Seat Seal	PTFE	2	14	Union Nut	PVC-U	1

MALE SINGLE UNION BALL VALVE

Dimensions

Nom Size	D1	D2	d1	d2	L1	L2	L3	L4	H	I
15mm(1/2")	47.8	26.4	20.3	14	40	67	88.5	59.2	49.8	17
20mm(3/4")	58.8	31.3	25.3	19	43	78	101.5	68.3	57.3	20
25mm(1")	68	38	32.4	32	50	86	112	78.3	64.4	23.4
32mm(1 1/4")	82.4	49	40.4	32.5	56.4	99.3	129.7	89.5	76	26.6
40mm(1 1/2")	94.6	59.5	50.4	40	68.2	115	151.8	101.3	86.6	31.5
50mm(2")	113	73.9	63.4	49.7	78	134	179	124.4	101	38.5
65mm(2 1/2")	128	87.8	67	59.5	90	151.8	203.8	149.9	113.1	44
80mm(3")	181	107.4	90.4	80	120.9	196	254.7	191.6	160	52
100mm(4")	204	132.2	106.5	96	139.5	224.5	295.8	191.6	230.3	62

PLASTIC VALVES AND FITTINGS



ITEM NO:UTB03

TRUE UNION BALL VALVE III

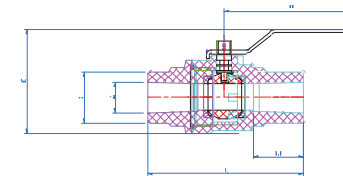
Specification of material

NO.	PART	MATERIAL	QTY	NO.	PART	MATERIAL	QTY
1	Handle	ABS	1	7	Seat Carrier	PVC-U	1
2	Stem O-Ring	NBR	2	8	End Connector	PVC-U	1
3	Seat Seal	PE	2	9	O-Ring	NBR	1
4	Ball	PVC-U	1	10	O-Ring	NBR	1
5	O-Ring	NBR	2	11	Union Nut	PVC-U	1
6	Body	PVC-U	1	12	Stem	PVC-U	1

TRUE UNION BALL VALVE III

Dimensions

Nom Size	NPT	BSPT	JIS(d1)	BS(d1)	ANSI(d1)	DIN(d1)	d2	D1	D	I	L1	L2	H
15mm(1/2")	14	14	22	22	21.34	20	14	26	55	16	82.50	65	49.50
20mm(3/4")	14	14	26	26	26.67	25	18	36	60	19	92	80	54.50
25mm(1")	11.50	11	32	34	33.40	32	25	44	69	22.50	107	85	62
32mm(1 1/4")	11.50	11	38	42	42.16	40	32	56	81.50	26	120	97	74
40mm(1 1/2")	11.50	11	48	48	48.26	50	40	63	93	31.50	144	116	85
50mm(2")	11.50	11	60	60	60.33	63	50	78	111	38.50	172	134	100

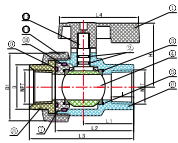


ITEM NO: UCB06

TWO PCES BALL VALVE WITH STAINLESS STEEL HANDLE

Nom Size	L	L1	T	R	D	H
20	87	28	75.8	1/2"	29	58.27
25	93.6	27.98	80.8	3/4"	33.2	63.67
32	108.4	31	83.2	1"	41	74.97
40	120.5	35	96.4	1 1/4"	51.5	90.8
50	137	39	111.4	1 1/2"	58	102
63	162	46	123	2"	74.5	118.85
75	197	52.5	139.5	2 1/2"	91.5	145.62
90	247.5	73.5	190.72	3"	104.75	166.25
110	282.39	74	208.78	4"	133.97	199.25

PLASTIC VALVES AND FITTINGS



ITEM NO: USU03

SINGLE UNION BALL VALVE III

Specification of material

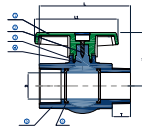
NO.	PART	MATERIAL	Q'TY
1	Handle	PVC-U	1
2	Stem O-Ring	NBR	1
3	Seat Seal	PTFE	1
4	Ball	PVC-U	1
5	O-Ring	NBR	1
6	Body	PVC-U	1

NO.	PART	MATERIAL	Q'TY
7	Seat Carrier	PVC-U	1
8	End connector	PVC-U	1
9	Seat Carrier Flat O-Ring	NBR	1
10	Seat Carrier O-Ring	NBR	1
11	Union nut	PVC-U	1
12	Stem	PVC-U	1

SINGLE UNION BALL VALVE III

Dimensions

Nom Size	D1	D	NPT	I	L1	L2	L3	L4	H
15mm(1/2")	49	29	1/2"	18	38	58	80	57	50
20mm(3/4")	60	35	3/4"	18	41.9	66	88	64	49.7
25mm(1")	66	43.2	1"	22	49	76.7	101.9	77.2	62.3
32mm(1 1/4")	81	51	1 1/4"	29	59	93	125	91	75
40mm(1 1/2")	94	60	1 1/2"	31.5	63.2	99.2	133.2	100	81.5
50mm(2")	111	74	2"	38	82.4	124.7	165.7	117.6	92.4
80mm(3")	178	107.5	3"	56	108.4	172	229.3	173	138.6
100mm(4")	210	131	4"	66.2	135	212.4	281.1	224	151.65



ITEM NO: UCTB04

COMPACT BALL VALVE M/F

Specification of material

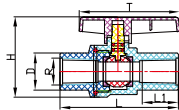
NO.	PART	MATERIAL	Q'TY
1	Handle	PVC	1
2	Nail	304	1
3	Ball	PP	1

NO.	PART	MATERIAL	Q'TY
4	Stem O-Ring	EPDM	1
5	Body	PVC	1
6	Seal Seat	TPE	2

COMPACT BALL VALVE M/F

Dimensions

Nom Size	DN	D	L	L1	T	H
1 1/2" X 1 1/2"	40	35	139	107	24	59
2" X 2"	50	46	151	139	30	69



ITEM NO: UCB05

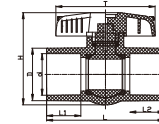
TWO PCSE BALL VALVE

Dimensions

Nom Size	NPT Thd./in	BSPT Thd./in	JIS d1	BS d1	ANSI d1	DIN d1	L	L1	D	R	H	T
15mm(1/2")	14	14	22	22	21.34	20	93	28	30	1/2"	63.7	79
20mm(3/4")	14	14	26	26	26.67	25	95.6	25	33.2	3/4"	68.5	79
25mm(1")	11.5	11	32	34	33.4	32	114.4	28	41	1"	81	85
32mm(1 1/4")	11.5	11	38	42	42.16	40	127.6	31	51.5	1 1/4"	93.6	92
40mm(1 1/2")	11.5	11	48	48	48.26	50	139.5	35	58	1 1/2"	106.3	103
50mm(2")	11.5	11	60	60	60.33	63	162	42	74.5	2"	125.06	118



PLASTIC VALVES AND FITTINGS

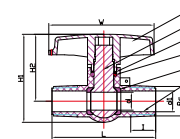


ITEM NO: UCB04

OCTAGONAL COMPACT BALL VALVE

Dimensions

Nom Size	NPT Thd./in	BSPT Thd./in	JIS d1	BS d1	ANSI d1	DIN d1	L	L1	L2	H	T
15mm(1/2")	14	14	22	22	21.34	20	69.8	18.5	18	60.1	65
20mm(3/4")	14	14	26	26	26.67	25	79.2	22	22	69.5	71.8
25mm(1")	11.5	11	32	34	33.4	32	94.5	26.2	25	83.7	87.8
32mm(1 1/4")	11.5	11	38	42	42.16	40	106.8	26.8	26	94.5	99.6
40mm(1 1/2")	11.5	11	48	48	48.26	50	122.8	31.2	31	109.7	109.8
50mm(2")	11.5	11	60	60	60.33	63	142.7	34.5	34	129	127.5
65mm(2 1/2")	8	11	76	76	73	75	173	41.5	41.5	164.5	180
80mm(3")	8	11	89	89	88.9	90	228	65	65	191	196
100mm(4")	8	11	114	114	114.3	110	256	65.5	65.5	216	218.5



ITEM NO: UCB03

COMPACT BALL VALVE M/M

Specification of material

NO.	PART	MATERIAL	QTY
1	Handle	ABS	1
2	Stem	PVC-U	1
3	Seat Seal	PE	1

NO.	PART	MATERIAL	QTY
4	O-Ring	NBR	1
5	O-Ring	HDPE	2
6	Body	PVC-U	1

COMPACT BALL VALVE M/M

Dimensions

Nom Size	Rc	d1	d	L	I	W	H1	H2
15mm(1/2")	1/2"	14	12	70	17	71	60	45
20mm(3/4")	3/4"	18	16	75	17	71	67	47



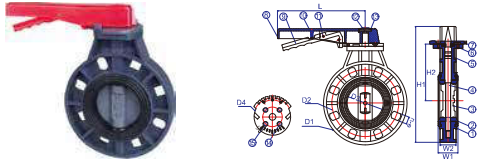
ITEM NO: UTS01

TRUE UNION SPRING CHECK VALVE

Dimensions

Nom Size	NPT Thd./in	BSPT Thd./in	d	JIS d1	ANSI d1	DIN d1	D1	D2	I	L
15mm(1/2")	14	14	16.8	22	21.34	20	48	27.4	17	87.2
20mm(3/4")	14	14	22	26	26.67	25	68	36.2	19.7	114.53
25mm(1")	11.5	11	26.5	32	33.4	32	68	42	23	129.5
32mm(1 1/4")	11.5	11	37.1	38	42	42.16	40	95	52.6	27
40mm(1 1/2")	11.5	11	44.6	48	48	48.26	50	92.8	61.4	32
50mm(2")	11.5	11	54.8	60	60	60.33	63	114.8	77.6	38
65mm(2 1/2")	8	11	65	76	76	73	75	148	89.4	45
80mm(3")	8	11	80	89	89	88.9	90	179	108.5	58
100mm(4")	8	11	80	114	114	114.3	110	179	132.5	63.5

PLASTIC VALVES AND FITTINGS



ITEM NO:UBV01

- END CONNECTOR: FLANGE
- WORKING PRESSURE:200PSI

BUTTERFLY VALVE

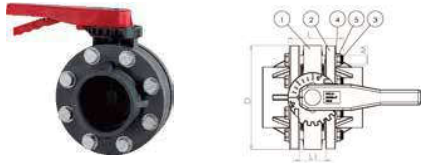
Specification of material

NO.	PART	MATERIAL	Q'TY	NO.	PART	MATERIAL	Q'TY
1	Body	PVC	1	9	Small Handle	ABS	1
2	Seat Seal	EPDM,FPM(NBR)	1	10	Spring	SUS304	1
3	Gate	PVC	1	11	Pin	SUS304	1
4	Stem	SUS410	1	12	Bolt	SUS304	1
5	O-Ring	EPDM,FPM(NBR)	2	13	Handle Cap	ABS	1
6	Washer	ABS	1	14	Insered Bolt	SUS304	4
7	Locking Plate	PVC	1	15	Bolt Cap	PVC	4
8	Large Handle	ABS	1				

BUTTERFLY VALVE

Dimensions

Nom Size	D1	DIN D2	JIS D2	ANSI D2	D3	D4	L	H1	H2	W1	W2	DIN n-2 e	JIS n-2 e	ANSI n-2 e
50mm(2")	160.1	120	100	120.4	55.6	99.7	189.7	223.3	98.3	44	32	4-20	4-19	4-19
65mm(2 1/2")	179.8	141.2	140	139.5	68.7	99.7	189.0	247.0	111.6	48.3	32.4	4-18	4-19	4-19
80mm(3")	195.0	156.4	140	139.5	83.9	99.7	238.5	282.6	132.5	51.9	36.3	8-20	4-19	4-19
100mm(4")	228.1	183	150	152.4	103.2	99.7	239.5	319.4	155.4	54.5	44.1	8-20	8-19	8-19
125mm(5")	257	210.9	175	190.5	129.5	139	309.8	368	170.3	66.5	54.6	8-21.5	8-19	8-19
150mm(6")	285.4	238.5	240	241.5	151.1	140.0	309.8	400.8	187.5	73.1	56.4	8-24	8-23	8-22
200mm(8")	342.6	292.4	295	298.5	198.6	140.0	309.8	473.0	230.1	92.0	72.2	8-24	12-23	8-23



ITEM NO:UBV02

- END CONNECTOR: FLANGE
- WORKING PRESSURE:200PSI

BUTTERFLY VALVE WITH FLANGE

Specification of material

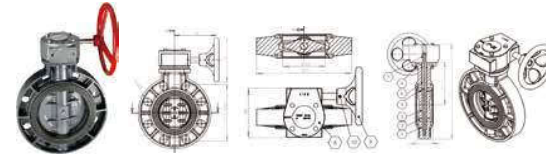
NO.	PARTS	Q'TY
1	Butterfly Valve	1
2	Flange	2
3	Bolt	
4	Washer	
5	Nut	

BUTTERFLY VALVE WITH FLANGE

Dimensions

VALVE SIZE DN-INCH	FLANGE	D	L1	BOLT Q'TY	BOLT M
50 X 2"	63	160	43	4	M16
65 X 2 1/2"	75	180	46	4	M16
80 X 3"	90	196	49	8	M16
100 X 4"	110	228	54	8	M16
125 X 5"	125,140	258	64	8	M16
150 X 6"	160	287	70	8	M20
200 X 8"	200,225	344	88	8	M20
250 X 10"	250,280	412	98	12	M20
300 X 12"	315	460	108	12	M20
350 X 14"	350	500	88	16	M20
400 X 16"	400	565	96	16	M24

PLASTIC VALVES AND FITTINGS



ITEM NO:UBV03

- WORKING PRESSURE:200PSI

BUTTERFLY VALVE GEAR TYPE

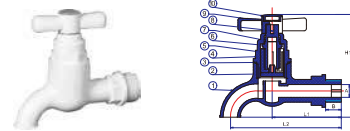
Specification of material

NO.	PART	MATERIAL	Q'TY	NO.	PART	MATERIAL	Q'TY
1	Body	PVC/CPVC/PPG	1	6	O-Ring	EPDM/FPM	2
2	Seat Seal	EPDM/FPM	1	7	Key	STEEL	1
3	Disc	PVC/CPVC/PPG	1	8	Gear Box	IRON	1
4	Bolt	304	1	9	Hand Wheel	IRON	1
5	Stem	STEEL, /304/316	1	10	Pin	STEEL	1

BUTTERFLY VALVE GEAR TYPE

Dimensions

SIZE	"	4"	5"	6"	8"	10"	12"	14"	16"
P.C.D. Ø D1	DN	100	125	150	200	250	300	350	400
	DIN	180	210	240	295	350	400	460	515
	ANSI	191	216	241	298	362	432	476	540
Ø d1	JIS	175	210	240	290	355	400	445	510
	L	98	122	146	199	255	302	345	395
	Ø1	54	64	70	88	98	108	88	98
L1	145	280	280	280	280	280	280	380	380
H1	120	200	200	200	200	220	220	280	280
H	140	168	181	215	260	280	280	410	490
M	340	385	417	487	551	595	670	770	770
N	120	180	180	180	180	180	250	250	250
N-Ø e	DIN	8-Ø19	8-Ø19	8-Ø23	8-Ø23	12-Ø25	12-Ø25	16-Ø25	16-Ø27
	ANSI	8-Ø19	8-Ø19	8-Ø23	8-Ø23	12-Ø25	12-Ø25	12-Ø29	16-Ø29
	JIS	8-Ø19	8-Ø19	8-Ø23	12-Ø23	12-Ø25	16-Ø25	16-Ø25	16-Ø27
PN	PSI	150	150	150	150	100	100	60	60
	MPa	1	1	1	1	0.6	0.6	0.4	0.4
Weight	Kg/PC	7.2	18	19	22	25	29	45	55



ITEM NO:UBC01

- END CONNECTOR: BSPT, NPT, THREAD
- MATERIAL: PVC

BIBCOCK

Specification of material

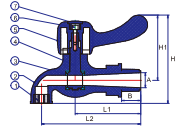
NO.	PART	MATERIAL	Q'TY
1	Body	PVC	1
2	Seal	TPE	1
3	O-Ring	EPDM,FPM(NBR)	1
4	Surcoat	PVC	1
5	Core Nut	ABS	1
6	Screw	ABS	1
7	Stem O-Ring	EPDM,FPM(NBR)	1
8	Bolt	SUS304	1
9	Handle	PVC	1
10	Handle Cap	PS	1

BIBCOCK

Dimensions

Nom Size	NPT Thd./in	BSPT Thd./in	A	B	L1	L2	H1	H2
15mm(1/2")	14	14	11.6	13.7	61.5	99.5	72.5	95
20mm(3/4")	14	14	11.6	13.7	62.5	99.5	72.5	95

PLASTIC VALVES AND FITTINGS



ITEM NO:UWF01

- END CONNECTOR: BSPT, NPT, THREAD
- MATERIAL: PVC

ONE WAY FAUCET

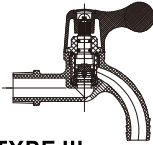
Specification of material

NO.	PART	MATERIAL	Q'TY
1	Nut	ABS	1
2	Body	PVC	1
3	Seat Seal	TPE	2
4	Ball	PVC	1
5	Handle	PVC	1
6	Union Nut	SS41	1
7	Handle Cap	ABS	1

ONE WAY FAUCET

Dimensions

Nom Size	NPT Thd./in	BSPT Thd./in	A	B	L1	L2	H1	H2
15mm(1/2")	14	14	13.8	17.7	62.5	92.9	56	80
20mm(3/4")	14	14	13.8	17.7	63	92.9	55.6	81.5

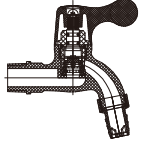


ITEM NO: UWF03

ONE WAY FAUCET TYPE III

Dimensions

	A	B	L1	L2	H1	H2
15mm(1/2")	13.5	14	48.9	85.9	58.78	94.68

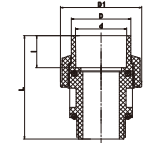


ITEM NO: UWF02

ONE WAY FAUCET TYPE III WITH NOZZLE

Dimensions

	A	B	L1	L2	H1	H2
15mm(1/2")	13.5	14	48.9	83.59	58.75	102.47



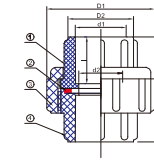
ITEM NO: UU002

MALE UNION

Dimensions

Nom Size	D	D1	d	L	I
20mm	29.5	43	20.3	63.3	17
25mm	37	53	25.3	72.3	14
32mm	43	57	32.4	75.1	23
40mm	55	72	40.4	93.1	33
50mm	58.8	80.1	50.4	102	31.5
50mmX2"	58.8	80.1	50.4	31.5	31.5
63mm	73.7	99.5	63.4	113.5	38

PLASTIC VALVES AND FITTINGS



ITEM NO:UU001

- END CONNECTOR: THREAD, SOCKET
- WORKING PRESSURE: 150 PSI

UNION

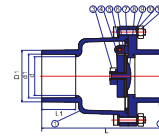
Specification of material

NO.	PART	MATERIAL	Q'TY
1	End Connector	PVC,CPVC	1
2	O-Ring	EPDM,FPM(NBR)	1
3	Union Nut	PVC,CPVC	1
4	Body	PVC,CPVC	1

UNION

Dimensions

Nom Size	NPT Thd./in	BSPT Thd./in	JIS d1	BS d1	ANSI d1	DIN d1	d2	D2	D1	I	L
15mm(1/2")	14	14	22	22	21.34	20	14	29.20	50.6	20.5	48
20mm(3/4")	14	14	26	26	26.67	25	19	34.5	56.7	22	53.6
25mm(1")	11.5	11	32	34	33.4	32	24	42.6	66.5	28	63
32mm(1 1/4")	11.5	11	38	42	42.16	40	32	52	81	30	72.6
40mm(1 1/2")	11.5	11	48	48	48.26	50	40	59	86.8	34.5	85
50mm(2")	11.5	11	60	60	60.33	63	45	72.1	105.8	40	103
65mm(2 1/2")	8	11	76	76	73.03	75	60	90	129	40	109
80mm(3")	8	11	89	89	88.9	90	80	103.5	145.5	48	125.5
100mm(4")	8	11	114	114	114.3	110	100	132.5	175	60	160



ITEM NO:USV01

SWING CHECK VALVE

Specification of material

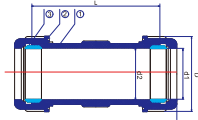
NO.	PART	MATERIAL	Q'TY
1	Exit Body	PVC	1
2	Entrance Body	PVC	1
3	Gate Nut	PVC	1
4	Disk	PVC	1
5	Pin	SUS304	1
6	Sheet Gasket	EPDM,FPM(NBR)	1
7	O-Ring	EPDM,FPM(NBR)	1
8	Sheet Gasket Holder	PVC	1
9	Bolt	SUS304	see table
10	Washer	SUS304	see table
11	Nut	SUS304	see table

SWING CHECK VALVE

Dimensions

Nom Size	JIS d1	BS d1	ANSI d1	DIN d1	d	D1	L1	L	N-φ e
65mm(2 1/2")	76	76	73.03	75	68.3	89	58.0	226.2	8
80mm(3")	89	89	88.9	90	83	103.6	73.0	264.4	8
100mm(4")	114	114	114.3	110	101	131.6	90.0	358	8
150mm(6")	165.0	166	168.3	160	147	182	113.0	422.4	12

PLASTIC VALVES AND FITTINGS



ITEM NO:UCC01

- SPECIFICATION:ASTM D2846 STANDARD
- WORKING PRESSURE:150PSI

COMPRESSION COUPLING

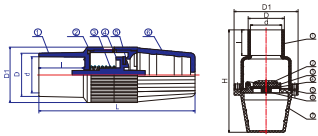
Specification of material

NO.	PART	MATERIAL	Q'TY
1	Body	PVC	1
2	Union Nut	PVC	2
3	Seat	EPDM,FPM(NBR)	2

COMPRESSION COUPLING

Dimensions

Nom Size	JIS d1	BS d1	ANSI d1	DIN d1	#2	D	L
15mm(1/2")	22	22	21.34	20	23	45.5	110.1
20mm(3/4")	26	26	26.67	25	28	53	110.1
25mm(1")	34	32	33.4	32	36	62.2	120.1
32mm(1 1/4")	42	38	42.16	40	44	69.6	129.2
40mm(1 1/2")	48	48	48.26	50	52	81	136.6
50mm(2")	60	60	60.33	63	64.5	94	159
65mm(2 1/2")	76	76	73.03	75	78	111.5	191.7
80mm(3")	89	89	88.9	90	92.7	127	221.7
100mm(4")	114	114	114.3	110	117.2	156.7	251.7



ITEM NO:UFV01

- END CONNECTOR: THREAD, SOCKET
- MATERIAL:PVC

FOOT VALVE

Specification of material

NO.	PART	MATERIAL	Q'TY
1	Body	PVC	1
2	Connector	EPDM,FPM(NBR)	1
3	Spring	STAINLESS STEEL	1
4	Gate	PVC	1
5	Seal	EPDM,FPM(NBR)	1
6	Body	PVC	1

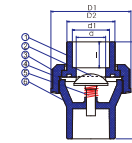
FOOT VALVE

Dimensions

Nom Size	NPT Thd./in	BSPT Thd./in	JIS d	BS d	ANSI d	DIN d	D	D1	I	L	
15mm(1/2")	14	14	22	22	21.34	20	31.0	43.7	31.0	137.0	
20mm(3/4")	14	14	26	26	26.67	25	35.5	43.7	32.5	141.0	
25mm(1")	11.5	11	32	34	33.4	32	41.9	43.7	32.8	141.0	
32mm(1 1/4")	11.5	11	38	42	42.16	40	51.0	78	35.0	195.3	
40mm(1 1/2")	11.5	11	48	48	48.26	50	60.3	78	56.0	217.4	
50mm(2")	11.5	11	60	60	60.33	63	72.5	78	57.0	217.4	
75mm(2 1/2")	8	11	76	76	73.03	75	90	171.6	73.5	293.4	
90mm(3")	8	11	89	89	88.9	90	76.4	183.8	58.2	252	
110mm(4")	8	11	114	114	114.3	110	115	216	91	360	
125mm							125.6	142.4	232.6	95	386.47
140mm							140.6	159	246.5	105	430
160mm(6")	8	11	165	168.3	168.3	160	161	291	120	500	



PLASTIC VALVES AND FITTINGS



ITEM NO:USU02
■ SPECIFICATION:Schedule 40



SINGLE UNION SPRING CHECK VALVE

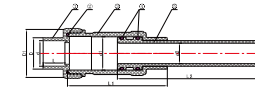
Specification of material

NO.	PART	MATERIAL	Q'TY
1	Union Connector	PVC	1
2	Gate	PVC	1
3	Union Nut	PVC	1
4	Space Seal	EPDM,FPM(NBR)	1
5	Spring	STAINLESS STEEL	1
6	Body	PVC	1

SINGLE UNION SPRING CHECK VALVE

Dimensions

Nom Size	NPT Thd./in	BSPT Thd./in	JIS d1	BS d1	ANSI d1	DIN d1	d	D2	D1	I	L
15mm(1/2")	14	14	22	22	21.34	20	16	27.5	51.3	20.5	80
20mm(3/4")	14	14	26	26	26.67	25	19	35.5	65.5	22	86.5
25mm(1")	11.5	11	32	34	33.4	32	24	41.5	73.7	28.0	96
32mm(1 1/4")	11.5	11	38	42	42.16	40	32	51.6	86.8	30.0	105
40mm(1 1/2")	11.5	11	48	48	48.26	50	40	60.9	102	34.7	115.5
50mm(2")	11.5	11	60	60	60.33	63	49.8	75	119.8	40	141



ITEM NO:UCC03



EXPANSION COUPLING

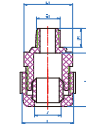
Specification of material

NO.	PART	MATERIAL	Q'TY
1	Union Nut	PVC-U	1
2	Union Nut Seal	NBR	1
3	Body	PVC-U	1
4	Core Seal	NBR	2
5	Core	PVC-U	1

EXPANSION COUPLING

Dimensions

Nom Size	D1	D	d	d1	d2	d3	L	L1	L2
15mm(1/2")	45	27.6	21.34	27.9	16.5	21.4	23.3	95	135
20mm(3/4")	51.4	33.2	26.67	33.6	21.1	26.7	25.3	110.7	159
25mm(1")	63	40.8	33.4	43.2	26.7	33.4	28.4	130.5	187.7
32mm(1 1/4")	73.2	50	42.16	51.3	34.8	42.2	31.5	149	209.5
40mm(1 1/2")	79.8	56.6	48.26	57.6	42.2	48.3	33.3	170	233.5
50mm(2")	92	69	60.33	70.3	52.2	60.3	34.8	181	244.5
2 1/2"	105	85.5	73.4	79.8	62.3	73	46	108.38	270
3"	123.8	103	89.28	98	76.6	88.9	48.8	103.2	289.3
4"	154	129	114.68	121.6	101.1	114.3	55	107.98	316



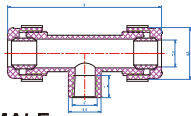
ITEM NO: UCC04



ADAPTER, MALE X COMPRESSION

Nom Size	D	d	D1	d1	L	L1	L2
1/2"	44	23	41.8	20.69	67.32	46.32	16.5
3/4"	50.4	28.8	45.26	26.01	69.39	47.09	17
1"	56.7	34.4	50	32.59	77.11	52.11	20.5
1 1/4"	68	43.8	60	41.32	81.13	53.83	22
1 1/2"	75	50.5	68	47.38	85.48	57.98	22.5
2"	89	61.3	87.13	59.4	91.98	61.48	22.5

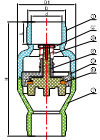
PLASTIC VALVES AND FITTINGS



ITEM NO: UCC05

TEE, COMPRESSION X FEMALE

Nom Size	D	d	D1	L	L1	L2
1/2"	132.11	1/2"	28.3	19	23	44
3/4"	138.86	3/4"	34	20	28.8	50.4
1"	150.55	1"	40.6	23	34.4	56.7
1 1/4"	160.72	1 1/4"	50	25	43.8	68
1 1/2"	174.61	1 1/2"	56.5	21.5	50.5	75
2"	191.88	2"	69.5	31.5	61.3	89
3/4"X1/2"	138.86	1/2"	28.3	19	28.8	50.4



ITEM NO:UCV01

SPRING CHECK VALVE II

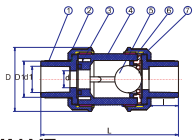
Specification of material

NO.	PART	MATERIAL	Q'TY
1	Exit body	PVC-U	1
2	Stainless Plug	STAINLESS STEEL	1
3	Spring	STAINLESS STEEL	1
4	Core	PVC-U	1
5	Core frame	PVC-U	1
6	O-Ring	NBR	1
7	Entrance body	PVC-U	1

SPRING CHECK VALVE II

Dimensions

Nom Size	D1	D	BS(d)	ANSI(d)	DIN(d)	L	H
15mm(1/2")	45.2	30.5	22	21.34	20	23	103
20mm(3/4")	45.2	35.5	26	26.67	25	27	113.6
25mm(1")	57.5	43	34	33.4	32	28	142
32mm(1 1/4")	79.8	52	42	42.16	40	30.6	156
40mm(1 1/2")	79.8	60.2	48	48.26	50	36	167.4
50mm(2")	103.6	72	60	60.33	63	40.6	194.8



ITEM NO:UBC02

BALL CHECK VALVE

Specification of material

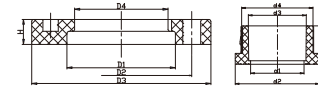
NO.	PART	MATERIAL	Q'TY
1	End Connector	PVC	2
2	Union Nut	PVC	2
3	Stem O-Ring	EPDM,FPM(NBR)	1
4	Body	PVC	1
5	Ball	PVC	1
6	Gland	PVC	1
7	Seat	EPDM,FPM(NBR)	1

BALL CHECK VALVE

Dimensions

Nom Size	NPT Thd./in	BSPT Thd./in	JIS d1	BS d1	ANSI d1	DIN d1	d	D1	D	I	L
15mm(1/2")	14	14	22	22	21.34	20	15	27.5	51.3	20.5	105
20mm(3/4")	14	14	26	26	26.67	25	19.5	35.0	65.5	25	116.5
25mm(1")	11.5	11	32	34	33.4	32	25	41.6	73.7	28	130.5
32mm(1 1/4")	11.5	11	38	42	42.16	40	32	51.6	86.8	29.5	148.5
40mm(1 1/2")	11.5	11	48	48	48.26	50	40	60.9	102	34	168.5
50mm(2")	11.5	11	60	60	60.33	63	50	75	119.8	40	189

PLASTIC VALVES AND FITTINGS



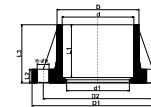
ITEM NO:UVF01

MATERIAL : PVC

VAN STONE FLANGE

Dimensions

Nom Size	d1	d2	d3	d4	h	D1	D2	D3	D4	H
2"	51	91.8	58	74.6	43.5	92.5	120	152.4	77.6	20.5
2 1/2"	68	107.2	73.4	90.6	49	107.6	140	177.6	92.6	24.8
3"	77.2	119.9	89.4	107	54.9	120.6	152.5	191.4	109.4	26.4
4"	102.4	152.5	110.4	131.8	64.8	153	191	229.7	134	28.5
6"	156	206	160.5	189.2	85	207.5	241	284	192.5	32
8"	204.2	260	201	237	119	261	296	342.2	239	36.2
10"	266.3	338	273.8	305.9	135	308	362	407	34.5	34.5
12"	316.4	394	324.6	361.5	162	363.5	432	484	36.5	36.5
225mm	200	274	225	247.5	118	126	250	294.5	339	32
250mm	242	327	250	282	133	140	284	350	399.7	34.5
315mm	299	377	315	345	165.5	174	347.5	402.5	450.8	36.5

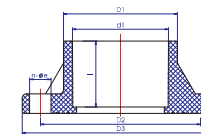


ITEM NO: UTF02

JIS FLANGE

Dimensions

Nom Size	D	d ANSI	d DIN	d JIS	d BS	D1	D2	d1	L1	L2	L3	n-øe
3/4"	35.3	26.67	25	26	26	100	75	22	35	15	40	4-ø15
1"	43	33.4	32	32	34	125	89	25	40	15	46	4-ø19
1 1/4"	49	42.16	40	38	42	135	100	30	44	16	50.5	4-ø19
1 1/2"	60.5	48.26	50	48	48	140	105	41	55	16	61.5	4-ø19
2"	73.5	60.33	63	60	60	155	120	52	63	20	71	4-ø19
2 1/2"	90.5	73.03	75	76	76	175	140	67	61	22	70	4-ø19
3"	105.5	88.9	90	89	89	185	150	78	64	22	73	8-ø19
4"	131	114.3	110	114	114	210	175	100	83.5	22	95	8-ø19




ITEM NO: UTF01

235PSI MAXIMUM INTERNAL PRESSURE RATING @73 F
MATERIAL : PVC

TS FLANGE

Dimensions

Nom Size	D1	D2	D3	d1 DIN	d1 ANSI	d1 JIS	d1 BS	I	n-øe
1/2"	30	60.5	89	20	21.34	22	22	22	4-16
3/4"	34	70.5	98	25	26.67	26	26	23.5	4-16
1"	42.5	79.5	108	32	33.4	32	34	25.5	4-16
1 1/4"	52	89.5	118	40	42.16	38	42	32	4-16
1 1/2"	61.5	98.5	127	50	48.26	48	48	32.5	4-19
2"	76	120.5	151.5	63	60.33	60	60	35.8	4-19
2 1/2"	89.5	139.5	177.3	75	73.03	76	76	41	4-19
3"	107.5	152.5	191	90	88.9	89	89	48.5	4-19
4"	130.5	190.5	228.5	110	114.3	114	114	58.5	8-19
5"	165	210	250	140	141.3	140	140.8	104	8-23
6"	188	240	280	160	168.3	165	168.3	132	8-23
8"	238	296	330	200	219.1	216	219.1	136	12-23
10"									



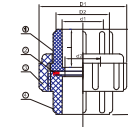
CPVC VALVES

VALVE



CPVC VALVES AND FITTINGS

ASTM F1970



ITEM: CU001

- END CONNECTOR: THREAD, SOCKET
- WORKING PRESSURE: 150 PSI



UNION

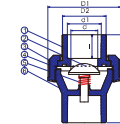
Specification of material

NO.	PART	MATERIAL	Q'TY
1	End Connector	CPVC	1
2	O-Ring	EPDM	1
3	Union Nut	CPVC	1
4	Body	CPVC	1

UNION

Dimensions

Nom Size	NPT Thd./in	BSPT Thd./in	JIS d1	BS d1	ANSI d1	DIN d1	d2	D2	D1	I	L
15mm(1/2")	14	14	22	22	21.34	20	14	29.20	50.6	20.5	48
20mm(3/4")	14	14	26	26	26.67	25	19	34.5	56.7	22	53.6
25mm(1")	11.5	11	32	34	33.4	32	24	42.6	66.5	28	63
32mm(1 1/4")	11.5	11	38	42	42.16	40	32	52	81	30	72.6
40mm(1 1/2")	11.5	11	48	48	48.26	50	40	59	86.8	34.5	85
50mm(2")	11.5	11	60	60	60.33	63	45	72.1	105.8	40	103
65mm(2 1/2")	8	11	76	76	73.03	75	60	90	129	40	109
80mm(3")	8	11	89	89	88.9	90	80	103.5	145.5	48	125.5
100mm(4")	8	11	114	114	114.3	110	100	132.5	175	60	160



ITEM NO: CSU02

SINGLE UNION SPRING CHECK VALVE

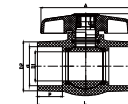
Specification of material

NO.	PART	MATERIAL	Q'TY
1	Union Connector	CPVC	1
2	Gate	CPVC	1
3	Union Nut	CPVC	1
4	Space Seal	EPDM	1
5	Spring	STAINLESS STEEL	1
6	Body	CPVC	1

SINGLE UNION SPRING CHECK VALVE

Dimensions

Nom Size	NPT Thd./in	BSPT Thd./in	JIS d1	BS d1	ANSI d1	DIN d1	d	D2	D1	I	L
15mm(1/2")	14	14	22	22	21.34	20	16	27.5	51.3	20.5	80
20mm(3/4")	14	14	26	26	26.67	25	19	35.5	65.5	22	86.5
25mm(1")	11.5	11	32	34	33.4	32	24	41.5	73.7	28.0	96
32mm(1 1/4")	11.5	11	38	42	42.16	40	32	51.6	86.8	30.0	105
40mm(1 1/2")	11.5	11	48	48	48.26	50	40	60.9	102	34.7	115.5
50mm(2")	11.5	11	60	60	60.33	63	49.8	75	119.8	40	141



ITEM NO: CCV01

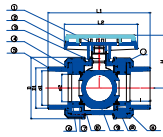
COMPACT BALL VALVE

Dimensions

Nom Size	d	D1	D2	P	L	H	A
15mm(1/2")	21.54	15	32.1	21.6	80	44.9	68.5
20mm(3/4")	26.9	20	38.5	25	93.3	52	80.5
25mm(1")	33.7	24	47	29	106.3	65	100
32mm(1 1/4")	42.4	30	54	32	121.3	70	108
40mm(1 1/2")	48.56	33.8	62	35.4	133.3	73.5	108
50mm(2")	60.5	45	75.7	38.6	149	81	138

CPVC VALVES AND FITTINGS

ASTM F1970



ITEM NO:CTB01

- END CONNECTOR: THREAD, SOCKET, FLANGE
- WORKING PRESSURE:150PSI

TRUE UNION BALL VALVE

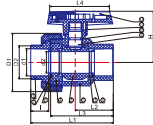
Specification of material

NO.	PART	MATERIAL	Q'TY	NO.	PART	MATERIAL	Q'TY
1	Stem	CPVC	1	7	O-Ring	EPDM	2
2	Handle	ABS	1	8	Body	CPVC	1
3	Stem O-Ring	EPDM	2	9	Ball	CPVC	1
4	Union Nut	CPVC	2	10	Seat Seal	PTFE	2
5	End Connector	CPVC	2	11	Seat Carrier	CPVC	1
6	Body O-Ring	EPDM	2	12	Carrier O-Ring	EPDM	1

TRUE UNION BALL VALVE

Dimensions

Nom Size	NPT Thd./in	BSPT Thd./in	JIS d1	BS d1	ANSI d1	DIN d1	d2	D1	D	I	L1	L2	H
15mm(1/2")	14	14	22	22	21.34	20	14	27.6	51.2	20.6	112.5	65	50.5
20mm(3/4")	14	14	26	26	26.67	25	18.7	35.6	65.5	24.6	130.2	75	58.5
25mm(1")	11.5	11	32	34	33.4	32	24	41.6	73.7	28	142.5	85	65.7
32mm(1 1/4")	11.5	11	38	42	42.16	40	32	52	86.6	31	161	97	76.5
40mm(1 1/2")	11.5	11	48	48	48.26	50	40	59.5	102	31.5	166.5	110	86
50mm(2")	11.5	11	60	60	60.33	63	50	75	120	40	214	133.5	101.5
65mm(2 1/2")	8	11	76	76	73.03	75	60	87.5	135	40	228	161	112.5
80mm(3")	8	11	89	89	88.9	90	79	107.5	188	48	269	200	160.5
100mm(4")	8	11	114	114	114.3	110	99	132	216	56	309	240	173.5



ITEM:CSU01

- END CONNECTOR: THREAD, SOCKET, FLANGE
- WORKING PRESSURE:150 PSI

SINGLE UNION BALL VALVE

Specification of material

NO.	PART	MATERIAL	Q'TY	NO.	PART	MATERIAL	Q'TY
1	End Connector	CPVC	1	7	Seat Seal	PTFE	2
2	Carrier O-Ring	EPDM	1	8	O-Ring	EPDM	2
3	Union Nut	CPVC	1	9	Stem	CPVC	1
4	Seal Carrier	CPVC	1	10	Stem O-Ring	EPDM	2
5	Ball	CPVC	1	11	Handle	ABS	1
6	Body	CPVC	1				

SINGLE UNION BALL VALVE

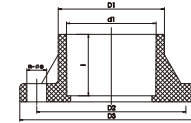
Dimensions

Nom Size	NPT Thd./in	BSPT Thd./in	JIS d1	BS d1	ANSI d1	DIN d1	d2	D2	D1	I	L1	L2	L3	L4	H
15mm(1/2")	14	14	22	22	21.34	20	14	27.6	51.3	20.6	95.8	25.3	67.3	65	49.5
20mm(3/4")	14	14	26	26	26.67	25	18.7	35.2	65.5	25	111.4	32.4	78.3	74.9	56.5
25mm(1")	11.5	11	32	34	33.4	32	24	41.6	73.7	27.9	121.5	49.5	85.9	85	65
32mm(1 1/4")	11.5	11	38	42	42.16	40	32	49	86.6	27.0	130	57	99	97.1	76.5
40mm(1 1/2")	11.5	11	48	48	48.26	50	40	60.8	102	34.5	157.5	69.0	113.5	109.7	86.5
50mm(2")	11.5	11	60	60	60.33	63	50	74.5	120	40	190	81	136.5	190.0	102
65mm(2 1/2")	8	11	76	76	73.03	75	60	89	135	40	210	95.9	156	161	113.5
80mm(3")	8	11	89	89	88.9	90	79	107.5	188	48	254.6	120.9	196.5	199.4	161.5
100mm(4")	8	11	114	114	114.3	110	99	132	215.5	56	294	140.7	225	240	174



CPVC VALVES AND FITTINGS

ASTM F1970



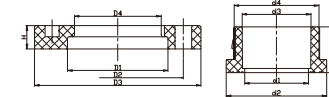
ITEM NO: CTF01

- 235PSI MAXIMUM INTERNAL PRESSURE RATING @73 F
- MATERIAL : CPVC

TS FLANGE

Dimensions

Nom Size	D1	D2	D3	d1 DIN	d1 ANSI	d1 JIS	d1 BS	I	n-ø e
1/2"	30	60.5	89	20	21.34	22	22	22	4-16
3/4"	34	70.5	98	25	26.67	26	26	23.5	4-16
1"	42.5	79.5	108	32	33.4	32	34	25.5	4-16
1 1/4"	52	89.5	118	40	42.16	38	42	32	4-16
1 1/2"	61.5	98.5	127	50	48.26	48	48	32.5	4-19
2"	76	120.5	151.5	63	60.33	60	60	35.8	4-19
2 1/2"	89.5	139.5	177.3	75	70.03	76	76	41	4-19
3"	107.5	152.5	191	90	88.9	89	89	48.5	4-19
4"	130.5	190.5	228.5	110	114.3	114	114	58.5	8-19



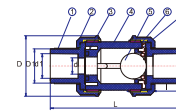
ITEM:CVF01

- MATERIAL : CPVC

VAN STONE FLANGE

Dimensions

Nom Size	d1	d2	d3	d4	h	D1	D2	D3	D4	H
2"	51	91.8	58	74.6	43.5	92.5	120	152.4	77.6	20.5
2 1/2"	68	107.2	73.4	90.6	49	107.6	140	177.6	92.6	24.8
3"	77.2	119.9	89.4	107	54.9	120.6	152.5	191.4	109.4	26.4
4"	102.4	152.5	110.4	131.8	64.8	153	191	229.7	134	28.5



ITEM:CBC02

BALL CHECK VALVE


Specification of material

NO.	PART	MATERIAL	Q'TY	NO.	PART	MATERIAL	Q'TY
1	End Connector	CPVC	2	5	Ball	CPVC	1
2	Union Nut	CPVC	2	6	Gland	CPVC	1
3	Stem O-Ring	EPDM	1	7	Seat	EPDM	1
4	Body	CPVC	1				

BALL CHECK VALVE

Dimensions

Nom Size	NPT Thd./in	BSPT Thd./in	JIS d1	BS d1	ANSI d1	DIN d1	d	D1	D	I	L
15mm(1/2")	14	14	22	22	21.34	20	15	27.5	51.3	20.5	105
20mm(3/4")	14	14	26	26	26.67	25	19.5	35.0	65.5	25	116.5
25mm(1")	11.5	11	32	34	33.4	32	25	41.6	73.7	28	130.5
32mm(1 1/4")	11.5	11	38	42	42.16	40	32	51.6	86.8	29.5	148.5
40mm(1 1/2")	11.5	11	48	48	48.26	50	40	60.9	102	34	168.5
50mm(2")	11.5	11	60	60	60.33	63	50	75	119.8	40	189



PVC PRESSURE PIPES & FITTINGS

(ISO1452 PN10)

PRESSURE



ISO1452 PVC PRESSURE PIPES & FITTINGS PN10




ITEM NO: US001



ITEM NO: USE02

● PRESSURE PIPES PN10

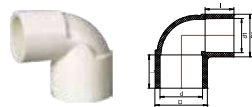
Size Nom	Outer Dia	Wall Thickness
40	40	2.0
50	50	2.4
63	63	3.0
75	75	3.6
90	90	4.3
110	110	4.8
160	160	7.6
200	200	8.7



ITEM NO: USE01

● 45° ELBOW

Size Nom	D	d	L
20	25	20	17
25	30.8	25	19.5
32	38.3	32	23
40	47.9	40	28.5
50	58.3	50	33.5
63	72.9	63	40
75	87.6	75	44
90	105.4	90	51
110	126.4	110	61
125	142.4	125	69
140	159	140	76.5
160	180.6	160	86.5
180	196.6	180	96
200	225.6	200	107
225	245	225	106
250	274.6	250	119
280	306	280	131
315	343	315	147
355	385	355	164
400	431	400	184



ITEM NO: USE07

● REDUCING ELBOW

Size Nom	D	d	L	D1	d1	I
25X20	30.9	25	20	25	20	20

● 90° ELBOW

Size Nom	D	d	L
20	25	20	17
25	30.8	25	19.5
32	38.3	32	23
40	47.9	40	28.5
50	58.3	50	33.5
63	72.9	63	40
75	87.6	75	44
90	105.4	90	51
110	126.4	110	61
125	142.4	125	69
140	159	140	76.5
160	180.6	160	86.5
180	196.6	180	96
200	225.6	200	107
225	245	225	119
250	274.6	250	131
280	306	280	147
315	343	315	164
355	385	355	184
400	431	400	206

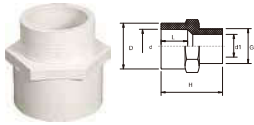


ITEM NO: US016

● END CAP

Size Nom	D	d	L	H
20	26.2	20	19	24
25	31.2	25	21.5	27
32	38.5	32	29.5	31
40	47.4	40	28.2	35
50	58.5	50	33	40
63	72.4	63	40	47
75	88.2	75	46	53.6
90	105.4	90	51	63.3
110	126.3	110	59.5	74.1
125	142.4	125	69	83.2
140	159	140	76.5	92.6
160	180.6	160	86.5	104.6
180	196.6	180	96	134.5
200	225.6	200	107	129.3
225	245	225	119	162.5
250	274.6	250	131	183
315	343	315	164	228
355	385	355	184	268
400	431	400	206	297

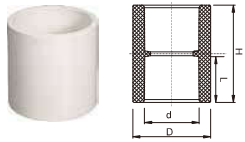
PVC PRESSURE PIPES & FITTINGS PN10 ISO1452



ITEM NO: US012

MALE ADAPTOR(NPT/BSPT)

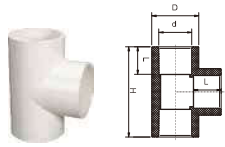
Size Nom	D	d	G	L	H	d1
20	27.4	20	1/2"	16	37	14
25	33.2	25	3/4"	19	43	18.5
32	40.6	32	1"	23	50.7	25
40	49.3	40	1 1/4"	26	58	32
50	60.3	50	1 1/2"	31.5	61	36
63	85.8	63	2"	38	73	47
75	89	75	2 1/2"	44	90	60
90	105.4	90	3"	51	108	69.2
110	130	110	4"	61.5	119	92
(BSPT)160	180.6	180.7	6"	83	150	137



ITEM NO: US003

COUPLING

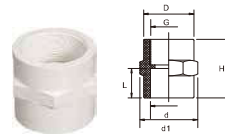
Size Nom	D	d	L	H
20	25	20	17	36
25	30.8	25	19.5	41
32	38.3	32	23	48
40	47.9	40	28.5	60
50	58.3	50	33.5	70
63	72.9	63	40	83
75	87.6	75	44	90
90	105.4	90	51	106
110	126.4	110	61	126
125	142.4	125	69	144
140	159	140	76.5	161
160	180.6	160	86	180
180	196.6	180	96	198
200	225.6	200	107	222
225	245	225	119	252
250	274.6	250	131	269
280	306	280	147	304
315	343	315	164	344
355	385	355	184	378
400	431	400	206	419



ITEM NO: UST01

STRAIGHT TEE

Size Nom	D	d	L	H
20	31.2	20	17	57
25	30.8	25	19.5	67
32	38.3	32	23	81
40	47.9	40	28.5	102
50	58.3	50	33.5	123
63	72.9	63	40	148
75	87.6	75	44	166
90	105.4	90	51	196
110	126.4	110	61	236.4
125	142.4	125	69	268
140	159	140	76.5	298
160	180.6	160	86	338
180	196.6	180	96	377
200	225.6	200	107	434
225	245	225	119	468
250	274.6	250	131	518
280	306	280	147	592
315	343	315	164	651
355	385	355	184	739
400	431	400	186	792



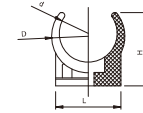
ITEM NO: US011

FEMALE ADAPTOR(NPT/BSPT)

Size Nom	D	d	G	L	H	d1
20	27.4	20	1/2"	16	32	31.6
25	33.2	25	3/4"	19	38	38.3
25X1/2"	32.5	25.3	1/2"	28.4	19	36
32	40.6	32	1"	22	44.7	47.5
40	49.3	40	1 1/4"	26	53	56.9
50	60.3	50	1 1/2"	31.5	55.2	69.6
63	85.8	63	2"	38	69	85.8
75	89	75	2 1/2"	44	84	89
90	105.4	90	3"	51	97	105.4
110	130	110	4"	61.5	114	130



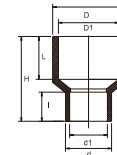
ISO1452 PVC PRESSURE PIPES & FITTINGS PN10



ITEM NO: US007

PIPE BRACKET

Size Nom	D	d	L	H
20	24.7	19.5	24.7	24.7
25	32.8	24.5	29.4	28.7
32	40.5	31.5	37	32.5
40	50	39.5	39.6	40.5
50	61.2	49.5	44	49.5
63	77	62.5	60	59

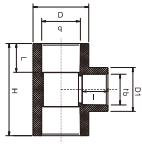


ITEM NO: US004

REDUCING COUPLING

Size Nom	D	D1	L	d	d1	I	H
25X20	30.8	25	19.5	25	20	17	43
32X20	38.3	32	23	25	20	17	48
32X25	38.3	32	23	30.8	25	19.5	50.5
40X20	47.9	40	28.5	25	20	17	54.5
40X25	47.9	40	28.5	30.8	25	19.5	56.5
40X32	47.9	40	28.5	38.3	32	23	60
50X20	58.3	50	33.5	25	20	17	62
50X25	58.3	50	33.5	30.8	25	19.5	63.8
50X32	58.3	50	33.5	38.3	32	23	68
50X40	58.3	50	33.5	47.9	40	28.5	72
63X25	72.9	63	40	30.8	25	19.5	75
63X32	72.9	63	40	38.3	32	23	79
63X40	72.9	63	40	47.9	40	28.5	83
63X50	72.9	63	40	58.3	50	33.5	88
75X32	82.4	75	44	37.6	32	22	95
75X40	87.6	75	44	47.9	40	28.5	91.5
75X50	87.6	75	44	58.3	50	33.5	96
75X63	87.6	75	44	72.9	63	40	101
90X40	105.4	90	51	47.9	40	28.5	103
90X50	105.4	90	51	58.3	50	33.5	106.5
90X63	105.4	90	51	72.9	63	40	114
90X75	105.4	90	51	87.6	75.4	44	119.5
110X63	126.4	110	61.5	72.9	63.3	40	129
110X75	126.4	110	61.5	87.6	75.4	44	133
110X90	126.4	110	61	105.4	90	51	139
125X75	136	125	70	82.4	75	44	144
125X90	136	125	70	98.8	90	51	145
125X110	136	125	70	120	110	61	148
140X90	152.4	140	76	98.8	90	51	159

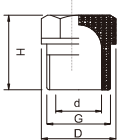
Size Nom	D	D1	L	d	d1	I	H
140X110	152.4	140	76	120	110	61	162
160X90	174	160	86	98.8	90	51	179
160X110	180.6	160	86.5	126.4	110	61	190
160X125	174	160	86	136	125	70	180
160X140	174	160	86	152.4	140	76	182
180X160	196.6	180	96	174	160	86	198
200X110	217.6	200	106	120	110	61	220
200X160	225.6	200	107	180.6	160	86.5	238.5
200X180	217.6	200	106	196.6	180	96	219
225X110	245	225	120	120	110	61	221
225X160	245	225	120	174	160	86	234
225X200	245	225	119	217.6	200	106	243
250X110	274.6	250	131	120	110	61	271
250X160	274.6	250	131	174	160	86	271
250X200	274.6	250	131	217.6	200	106	271
250X225	274.6	250	131	245	225	119	270
280X250	306	280	147	274.6	250	132	301
315X110	343	315	164.5	120	110	61	336
315X160	343	315	164.5	174	160	86	336
315X200	343	315	164.5	217.6	200	106	336
315X250	343	315	164.5	274.6	250	131	336
315X280	343	315	164.5	306	280	147	338
355X200	385	355	184	217.6	200	106	379
355X315	385	355	184	343	315	164	380
400X200	431	400	206	217.6	200	106	422
400X250	431	400	206	274.6	250	131	422
400X315	431	400	206	343	315	164	422
400X355	431	400	206	385	355	184	420



ITEM NO: US102

● REDUCING TEE

Size	Nom	D	d	L	D1	d1	I	H
25X20	30.8	25	19.5	25	20	17	64	
32X20	38.3	32	23	25	20	17	69	
32X25	38.3	32	23	30.8	25	19.5	79	
40X20	47.9	40	28.5	25	20	17	82	
40X25	47.9	40	28.5	30.8	25	19.5	90	
40X32	47.9	40	28.5	38.3	32	23	92	
50X20	58.3	50	33.5	25	20	17	91	
50X25	58.3	50	33.5	30.8	25	19.5	98	
50X32	58.3	50	33.5	38.3	32	23	105	
50X40	58.3	50	33.5	47.9	40	28.5	110	
63X25	72.9	63	40	30.8	25	19.5	110	
63X32	72.9	63	40	38.3	32	23	118	
63X40	72.9	63	40	47.9	40	28.5	125	
63X50	72.9	63	40	58.3	50	33.5	140	
75X32	82.4	75	44	37.6	32	22	126	
75X40	87.6	75	44	47.9	40	28.5	137	
75X50	87.6	75	44	58.3	50	33.5	143	
75X63	87.6	75	44	72.9	63	40	156	
90X40	105.4	90	51	47.9	40	28.5	151	
90X50	105.4	90	51	58.3	50	33.5	159	
90X63	105.4	90	51	72.9	63	40	172	
90X75	105.4	90	51	87.6	75	44	186	
110X63	126.4	110	61	72.9	63	40	190.2	
110X75	126.4	110	61	87.6	75	44	206	
110X90	126.4	110	61	105.4	90	51	221	
125X75	136	125	70	82.4	75	44	237	
125X90	136	125	70	98.8	90	51	237	
125X110	136	125	70	120	110	61	256	
140X90	152.4	140	70	98.8	90	51	248	
140X110	152.4	140	76	120	110	61	268.5	



ITEM NO: US1010

● THREAD PLUG

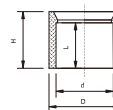
Size	Nom	D	d	G	H
20		24	13	1/2"	28
25		30.4	19	3/4"	30.7
32		39.2	23	1"	37.5



ITEM NO: US013+US014

● PLANE FLANGE & SHORT PIPE FOR FLANGE

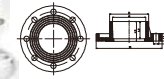
Size	Nom	d1	d2	d3	d4	h	D1	D2	H
63	63.4	76.4	58.8	90.4	43.3	78	165	15	
75	75.4	89.3	71.2	105.5	49.6	90.7	179	15.3	
90	90.4	106.3	84.7	124	60	107	192.6	15.7	
110	110.5	129.8	105	149.5	69	131.4	218.5	18	
160	160.6	181.5	150	214	92.5	184.5	284	22.8	
200	200.6	223.2	194.5	266.5	120.2	228	338.4	28	
225	200	274	225	247.5	118	126	250	32	
250	242	327	250	282	133	140	284	34.5	
315	299	377	315	345	165.5	174	347.5	36.5	



ITEM NO: US005

● REDUCING RING

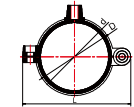
Size	Nom	D	d	L	H
25X20		25	20	17	20.5
32X20		32	20	17	24
32X25		32	25	20	25
40X32		40	32	25	28.5
50X25		50	25	19.5	33.5
50X32		50	32	23	33.5
50X40		50	40	27.5	33.5
63X25		63	25	19.5	40
63X32		63	32	21.7	37.5
63X40		63	40	28.5	40
63X50		63	50	32.5	40
75X50		75	50	33.5	44
75X63		75	63	40	44
90X50		90	50	33.5	51
90X63		90	63	38	51.3
90X75		90	75	44	51
110X63		110	63	38.4	63.3
110X75		110	75	45	63.3
110X90		110	90	46.7	59.6
125X90		125	90	50	69
140X90		140	90	51	76.5
160X90		160	90	51	86.5
160X110		160	110	59.5	85.5
200X110		200	110	61	106
225X110		225	110	61	118.5
250X160		250	160	86	131
		250	200	106	131
250X225		250	225	118.5	131
355X315		355	315	163.5	183.5
400X315		400	315	163.5	206



ITEM NO: US015

● TS FLANGE

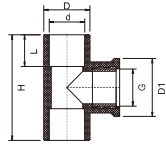
Size	Nom	D	d	D1	L1	L2	L3	T
20	27	20.3	95	14	16	20.2	4X13.5	
25	33	25.3	105	16	19	23.2	4X14	
32	40	32.4	115	16	22	26.2	4X14	
40	50	40.4	140	16	26	30.5	4X18	
50	61	50.4	150	17.6	30.5	34.1	4X18	
63	76	63.4	164.6	18	38.9	43	4X18	
75	90	75.5	185	19.3	44	48	4X18	
90	106.8	90.5	194.5	22.2	46.5	54	4X18	
110	131	110.6	220	24	57.6	66.6	4X18	



ITEM NO: US006

● PIPE CLAMP

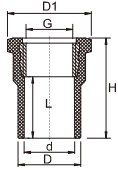
Size	Nom	D	d	L
20		23.4	20	40
25		29.4	25	45
32		36	32	55
40		44	40	63
50		54	50	77
63		68.5	63	100



ITEM NO: UST03

COPPER THREAD TEE

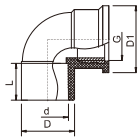
Size Nom	D	d	L	G	H	D1
20X1/2"	25	20	17	1/2"	60	33
25X1/2"	30.8	25	19.5	1/2"	68	33
25X3/4"	30.8	25	19.5	3/4"	73	40
32X1/2"	38.3	32	23	1/2"	68	33
32X3/4"	38.3	25	23	3/4"	73	40
32X1"	38.3	32	23	1"	90	45



ITEM NO: US009

COPPER THREAD COUPLING

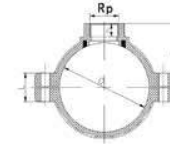
Size Nom	D	d	D1	G	L	H
20X1/2"	25	20	33.5	1/2"	24.5	40
25X1/2"	30.8	25	35.3	1/2"	19.5	43
25X3/4"	30.8	25	40.4	3/4"	28	45
32X1/2"	38.3	32	33.5	1/2"	23	43
32X3/4"	38.3	25	44.2	3/4"	23	47
32X1"	38.3	32	50	1"	23	49



ITEM NO: USE03

90° COPPER THREAD ELBOW


Size Nom	D	d	L	G	D1
20X1/2"	25	20	17	1/2"	33
25X1/2"	30.8	25	19.5	1/2"	33
25X3/4"	30.8	25	19.5	3/4"	40
32X1/2"	38.3	32	23	1/2"	33
32X3/4"	38.3	25	23	3/4"	40
32X1"	38.3	32	23	1"	45



ITEM NO:USS01

UPVC SADDLE CLAMP

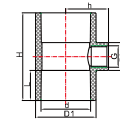
Nom Size	D	Rp	H	Z	L
50X25	50	25	26	59	23
63X25	63	25	26	65	28
63X1"	63	1"	21	60	28
75X3/4"	75	3/4"	20	65	31
75X1 1/2"	75	1 1/2"	24	68	31
90X25	90	25	26	80	36
90X1"	90	1"	24	79.5	36
90X1 1/2"	90	1 1/2"	24	75	36
110X1/2"	110	1/2"	24	88.5	38
110X3/4"	110	3/4"	20	88.5	38
110X1"	110	1"	24	88.5	38
110X1 1/2"	110	1 1/2"	35	97	38
110X2"	110	2"	35	97	38
110X2 1/2"	110	2 1/2"	35	97	38
125X1 1/2"	125	1 1/2"	37	105	37
125X2"	125	2"	37	105	37
125X2 1/2"	125	2 1/2"	37	105	37
160X1"	160	1"	24	114.5	55
160X1 1/2"	160	1 1/2"	36	125	55
160X2"	160	2"	36	125	55



ITEM NO:USG001

GIBOT

Size Nom	D	d	d1	d2	d3	L
63	90.6	64.5	76	75	64	79.5
75	102.83	76	90.44	90	76	92
90	132.5	91	109.5	91	91	105
110	154.5	111	131.5	129.4	111	130.6
160	211	161	184.5	184		155.6
200	260.7	201	229.4	228.8		205.6
225	291.6	226	257.3	256.8		230.6
250	320.2	251	285.1	284.6		255.6

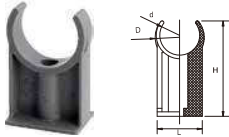


ITEM NO:USF001

FEMALE REDUCING TEE

Size Nom	D1	D2	d	L	H	h	G
63X3/4"	75	34	63	40	113	51.5	3/4"

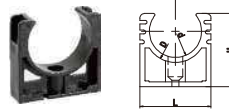
PVC PRESSURE PIPES & FITTINGS PN10 ISO1452



ITEM NO: US008

U-BRACKET

Size	Nom	D	d	L	H
20	24	19.5	22	46.8	
25	32.8	24.5	29.4	52	
32	40.5	31.5	37	57	
40	50	39.5	39.6	64	
50	61.2	49.5	44	69.8	
63	77	62.5	60	80	



ITEM NO: US017

CLAMP (PP)

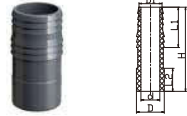
Size	Nom	D	d	L	H
25	31	24.5	37.8	36.8	
32	37.9	31.5	47.8	43	
40	47	39.5	54	55.5	
50	56.6	49.5	63.5	60	
63	68.7	62.5	76.5	66.5	



ITEM NO: USG002

FLANGE COUPLING M/F

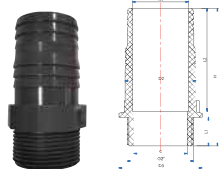
Size	Nom	d	D	D1	L	L1	H	H1	G
32X40X1 1/4"	32	40	57.8	22.5	28.5	91.8	17	1 1/4"	
40X50X1 3/4"	40	50	71.8	28.5	33.5	98.5	19.2	1 3/4"	
50X40X2 1/2"	40.4	50	57.9	28.5	33.5	98.5	19	2 1/2"	
50X63X2"	50	63	79	33.5	40	109.3	21	2"	
63X75X2 1/2"	63	75	95	40	44	120	23	2 1/2"	



ITEM NO: USC01

HOSE CONNECTOR

Size	Nom	D	d	D1	L	L1	H
20	20	14	18	31	73		
25	25	17	20.8	36.5	21	76	
32	32	24	27.8	39.5	22	80.5	
40	40	32	37	42	26	92	
50	50	41	47	45.5	31	100	



ITEM NO: USC02

MALE HOSE CONNECTOR

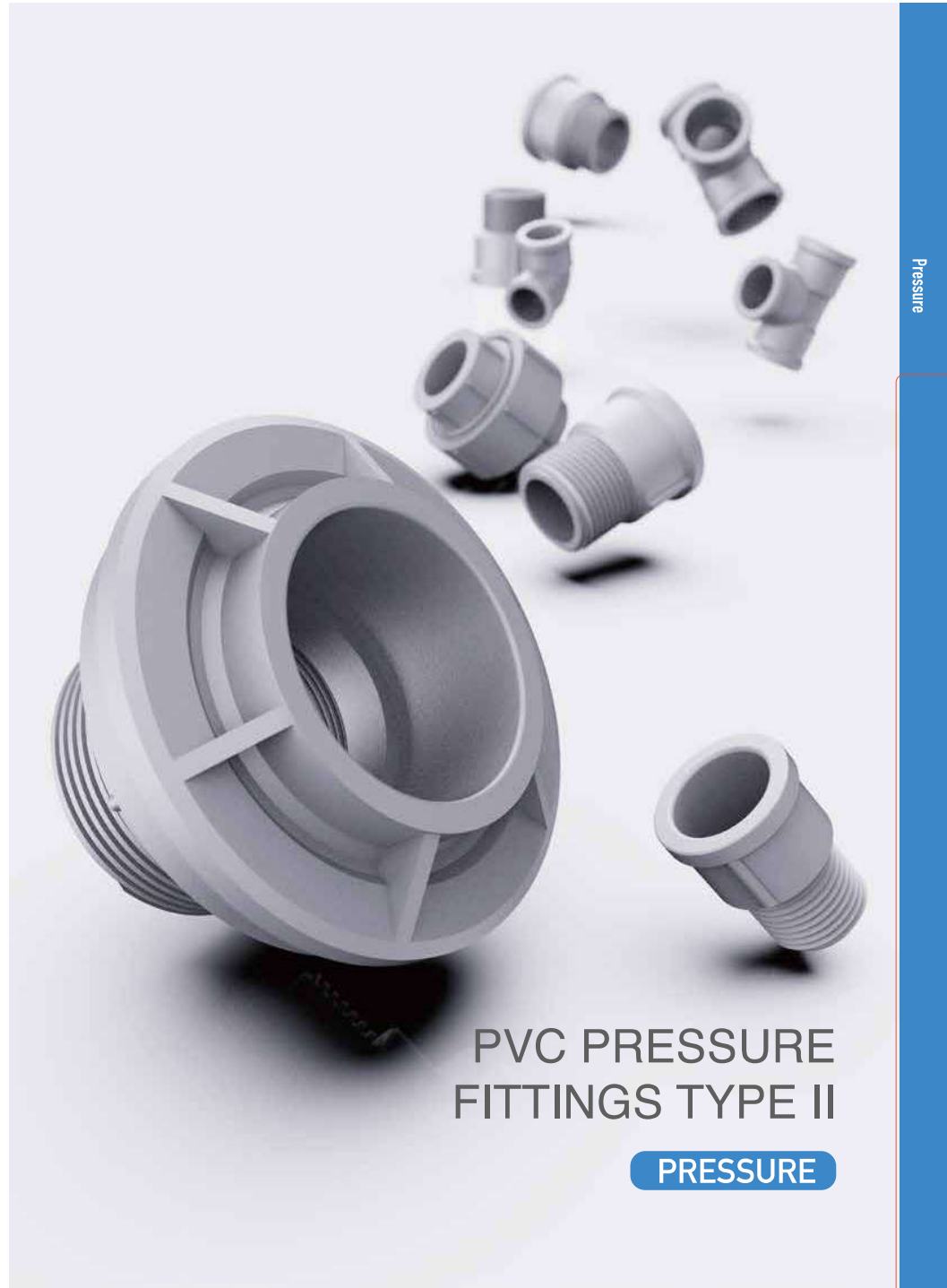
Size	Nom	D1	D2	D3	d	L1	L2	H	G
20X22X1 1/2"	15	22	24	14.5	15	45	66	1 1/2"	
25X27X3/4"	19	25	30	18	15.5	49	70.5	3/4"	
30X32X1"	24	30	36	24	19	77	1"		
40X42X1 1/4"	33	39.4	46	32	22	59	88	1 1/4"	
50X52X1 1/2"	42	49	55	37.5	22	62	91	1 1/2"	
60X64X2"	50.5	64	75	48	25.7	93	124	2"	



ITEM NO: UST04

SKEW TEE

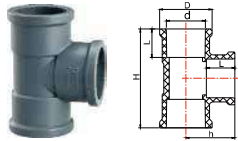
Size	Nom	d	D	H	L
110	198	126.4	284.4	61	



PVC PRESSURE FITTINGS TYPE II

PRESSURE

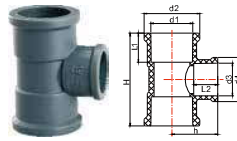
PVC PRESSURE FITTINGS TYPE II



ITEM NO:US II 001

TEE

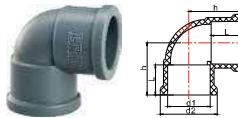
Size	Nom	d1	d2	L	h	H
20	20	28.5	16.5	28	54.2	
25	25	34	18.5	31.8	64	
32	32	43	22.5	40	78.2	
40	40	51.5	26.2	47.1	95	
50	50	63	31.3	58	115	
63	63	80	37.5	70	140	



ITEM NO:US II 002

REDUCING TEE

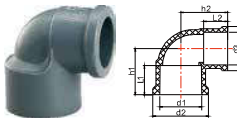
Size	Nom	d1	d2	d3	d4	L1	L2	h	H
25X20	25	34	20	28.5	18.5	16.5	29.6	59.2	
32X25	32	43	25	34	22.5	18.5	35.5	71.6	
40X32	40	51.5	32	43	26.2	22.5	44	86.5	
50X32	50	63	32	43	31.3	22.5	48.5	97	
50X40	50	63	40	51.5	31.3	26.2	53	105.5	



ITEM NO:US II 003

90° ELBOW

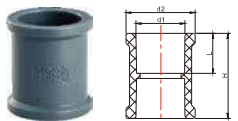
Size	Nom	d1	d2	h	L
20	20	28.5	27.4	16.5	
25	25	34	32	18.5	
32	32	43	39.3	22.5	
40	40	51.5	47.8	26.2	
50	50	63	58.5	31.3	
63	63	80	70.5	37.5	



ITEM NO:US II 004

REDUCING ELBOW

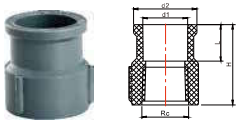
Size	Nom	d1	d2	d3	d4	L1	L2	h1	h2
25X20	25	34	20	28.5	18.5	16.5	29.8	30	
32X25	32	43	25	34	22.5	18.5	35.7	36.1	
40X32	40	51.5	32	43	26.2	22.5	44	44.8	



ITEM NO:US II 005

COUPLING

Size	Nom	d1	d2	H	L
20	20	28.5	35	16.5	
25	25	34	40.3	18.5	
32	32	43	47.6	22.5	
40	40	51.5	55.5	26.2	
50	50	63	65.7	31.3	
63	63	80	79	37.5	



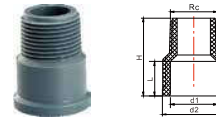
ITEM NO:US II 006

FEMALE ADAPTOR

Size	Nom	Rc	H	d1	d2	L
20X1/2"	20	1/2"	36.2	20	28.5	16.5
25X3/4"	25	3/4"	40.2	25	34	18.5
32X1"	32	1"	47.5	32	43	22.5
40X1 1/4"	40	1 1/4"	55	40	51.5	26.2
50X1 1/2"	50	1 1/2"	57.5	50	62	31.3



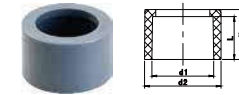
PVC PRESSURE FITTINGS TYPE II



ITEM NO:US II 007

MALE ADAPTOR

Nom Size	Rc	H	d1	d2	L
20X1/2"	1/2"	38	20	28.5	16.5
25X3/4"	3/4"	42	25	34	18.5
32X1"	1"	49.5	32	43	22.5
40X1 1/4"	1 1/4"	56	40	51.5	26.2
50X1 1/2"	1 1/2"	65.7	50	63	31.3
63X2"	2"	78.6	63	80	37.5



ITEM NO:US II 008

REDUCING RING


Nom Size	d1	d2	L	H
25X20	20	25	16.5	18.7
32X25	25	32	18.5	22.2
40X32	32	40	22.5	26.2
50X40	40	50	26.2	31.6
63X50	50	63	31.3	37.9



ITEM NO:US II 009

UNION TYPE III

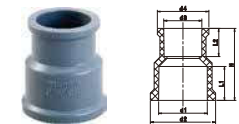
Nom Size	D1	D	d	d1	I	L
20	48	30.2	20	15	16.5	45.5
25	55	36.8	25	22	18.5	51.5
32	55	38	32	27.5	22.5	54.2
40	76	52	40	32.8	26.2	68.2
50	85	59	50	40	31.3	74.3
63	101	72.8	63	53.5	37.5	85.2



ITEM NO:US II 010

FEMALE ELBOW

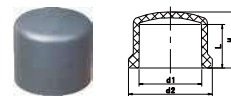
Nom Size	d1	d2	D	Rc	L	h1	h2
20X1/2"	20	28.5	30.2	1/2"	16.5	26.4	28.5
25X3/4"	25	34	36.6	3/4"	18.5	33	32
32X1"	32	43	44	1"	22.5	39.4	39.5



ITEM NO:US II 012

REDUCING COUPLING

Nom Size	d1	d2	d3	d4	L1	L2	H
25x20	25	34	20	28.5	18.5	16.5	40
32x25	32	43	25	34	22.5	18.5	47.6
40x32	40	51.5	32	43	26.2	22.5	56
50x32	50	43	43.7	32.3	29.5		61.5



ITEM NO:US II 011

END PLUG


Nom Size	d1	d2	L	H
20	20	28.5	16.5	21.5
25	25	34	18.5	25
32	32	43	22.5	29
40	40	51.5	26.2	33
50	50	63	31.3	39.2
63	63	80	37.5	47.4



ITEM NO:US II 014

FLANGE COUPLING

Nom Size	D1	D2	D	d	d1	I	L	G	Tr
32X1"	79.5	73.8	44	32	28.6	22.5	64	1"	45
40X1 1/4"	87.6	82	54.8	40	35	26.2	64	1 1/4"	53
50X1 1/2"	95	87.5	61	50	43	36.3	67.2	1 1/2"	57.8
63X2"	109	102	74.8	63	54.4	37.5	67.5	2"	73



PVC PRESSURE & FITTINGS PN16

(DIN8063)

PRESSURE



DIN8063 PVC PRESSURE PIPES & FITTINGS PN16



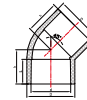
ITEM NO: US6001



ITEM NO: US6E02

● PRESSURE PIPES PN16

Size	Nom	Outer Dia	Wall Thickness
20	20	20	2.0
25	25	25	2.0
32	32	32	2.4
40	40	40	3.0
50	50	50	3.7
63	63	63	4.7
75	75	75	5.6
90	90	90	6.7
110	110	110	7.2



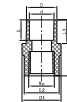
ITEM NO: US6E01

● 45° ELBOW

Size	Nom	D	d	L	h
20	27	20	16.5	21.5	
25	33	25	19.5	25.5	
32	41.3	32	22.5	30	
40	50.4	40	26.5	36	
50	61	50	31.5	43.5	
63	75.9	63	38.5	53.5	
75	89.8	75	44.5	62	
90	107.8	90	51.5	72.5	
110	131	110	61.5	87.5	
125	148.1	125.6	69	98	
140	165.3	140.7	76.5	108.5	
160	188	160	86.5	123	

● 90° ELBOW

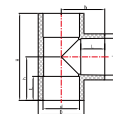
Size	Nom	D	d	L	h
20	27	20	16.5	28	
25	33	25	19.5	33.5	
32	41.3	32	22.5	40	
40	50.4	40	26.5	48	
50	61	50	31.5	58	
63	75.9	63	38.5	72	
75	89.8	75	44.5	84	
90	107.8	90	51.5	99	
110	131	110	61.5	119	
125	148.1	125.6	69	134.5	
140	140.7	165.3	76.5	149.5	
160	188	160	86.5	169.5	



ITEM NO: USF002

● FEMALE ADAPTOR M/F

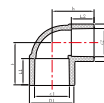
Size	Nom	D1	D2	D	d	L	L1	H	Rc
25X20X1/2"	32	28.5	25	20	17	19.5	46	1/2"	



ITEM NO: US6T01

● TEE

Size	Nom	D	d	L	H	h
20	27	20	16.5	56	28	
25	33	25	19.5	67	33.5	
32	41.3	32	22.5	80	40	
40	50.4	40	26.5	96	48	
50	61	50	31.5	117	58	
63	75.9	63	38.5	144	72	
75	89.8	75	44.5	168	84	
90	107.8	90	51.5	197	98.5	
110	131	110	61.5	237	118.5	
125	148.1	125.6	69		134.5	
140	140.7	165.3	76.5		149.5	
160	188	160	86.5	337	168.5	

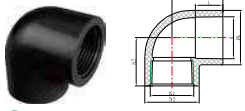


ITEM NO: US6E07

● REDUCING ELBOW

Size	Nom	D1	d1	L1	D2	d2	L2	h
25x20	33	25	19.5	27	20	16.5	30.5	

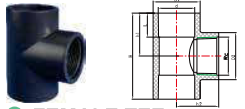
PVC PRESSURE PIPES & FITTINGS PN16 DIN8063



ITEM NO: US6E03

FEMALE ELBOW

Nom Size	D1	D2	d	L	h1	h2	Rc
20X1/2"	28.6	28.6	20	16.5	28	28.5	1/2"
25X1/2"	33	28.6	25	19.5	31.5	31.5	1/2"
25X3/4"	35.1	35.1	25	19.5	34	33	3/4"
32X1/2"	41.3	29.6	32	22.5	34.5	35	1/2"
32X3/4"	41.3	35	32	22.5	37	36.5	3/4"
32X1"	44.3	44.3	32	22.5	40	40.5	1"
40X1 1/4"	52.4	52.4	40	26.5	49	46.5	1 1/4"
50X1 1/2"	61	61	50	31.5	56.5	52	1 1/2"
63X2"	75.9	75.9	63	38.5	69	63	2"
75X2 1/2"	89.8	89.8	75	44.5	83	74.5	2 1/2"
90X3"	107.8	107.8	90	51.5	96.5	84	3"
110X4"	135.5	135.5	110	61.5	119	105.5	4"



ITEM NO: US6T03

FEMALE TEE

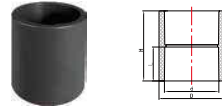
Nom Size	D1	D2	d	L	h1	h2	H	Rc
20X1/2"	28.6	28.6	20	16.5	27.5	29	55	1/2"
25X1/2"	33	28.6	25	19.5	30.5	31.5	61	1/2"
25X3/4"	34.2	34.2	25	19.5	33	33.5	66	3/4"
32X1/2"	41.3	29.6	32	22.5	34	35	68	1/2"
32X3/4"	41.3	35	32	22.5	36.5	36.5	73	3/4"
32X1"	42.3	42.3	32	22.5	40	40	80	1"
40X1 1/4"	52.4	52.4	40	26.5	47.5	46.5	95	1 1/4"
50X1/2"	61	27.7	50.4	31.5	42.5	44.8	85	1/2"
50X1 1/2"	61	61	50	31.5	55.5	51.5	111	1 1/2"
63X1/2"	75.9	27.7	63.4	38.5	49.5	52.3	99	1/2"
63x3/4"	75.9	34.2	63.4	38.5	52.5	53.8	105	3/4"
63X2"	75.9	75.9	63	38.5	68.5	62	137	2"
75X2 1/2"	89.8	89.8	75	44.5	83	73.5	166	2 1/2"
90X3"	107.8	107.8	90	51.5	96.5	84	193	3"
110X4"	135.5	135.5	110	61.5	119	100	238	4"



ITEM NO: US6021

FEMALE ADAPTOR M/F

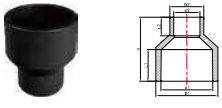
Nom Size	D	D1	d	L	H	Rc
25X20X3/4"	31.8	24.9	20.2	17	43	3/4"
32X25X3/4"	31.8	31.5	25.6	19.5	43	3/4"
40X32X1"	42.3	40	32.3	22.5	53	1"



ITEM NO: US6003

COUPLING

Nom Size	D	d	L	H
20	27	20	16.5	35
25	33	25	19.5	41
32	41.3	32	22.5	47
40	50.4	40	26.5	55
50	61	50	31.5	65
63	75.9	63	38.5	80
75	89.8	75	44.5	92
90	107.8	90	51.5	107
110	131	110	61.5	128
160	188	160	86.5	180



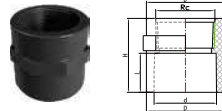
ITEM NO: US6004

REDUCING COUPLING

Nom Size	D1	d1	L1	D2	d2	L2	H
25x20	33	25	19.5	27	20	16.5	43
32x20	41.3	32	22.5	27	20	16.5	48
32x25	41.3	32	22.5	33	25	19.5	50
40x20	50.4	40	26.5	27	20	16.5	52
40x25	50.4	40	26.5	33	25	19.5	56
40x32	50.4	40	26.5	41.3	32	22.5	59
50x20	61	50	31.5	27	20	16.5	62
50x25	61	50	31.5	33	25	19.5	65
50x32	61	50	31.5	41.3	32	22.5	67
50x40	61	50	31.5	50.4	40	26.5	72
63x25	75.9	63	38.5	33	25	19.5	75
63x32	75.9	63	38.5	41.3	32	22.5	78
63x40	75.9	63	38.5	50.4	40	26.5	82
63x50	75.9	63	38.5	61	50	31.5	87
75x40	89.8	75	44.5	50.4	40	26.5	90
75x50	89.8	75	44.5	61	50	31.5	96
75x63	89.8	75	44.5	75.9	63	38.5	101
90x40	107.8	90	51.5	50.4	40	26.5	105
90x50	107.8	90	51.5	61	50	31.5	108
90x63	107.8	90	51.5	75.9	63	38.5	115
90x75	107.8	90	51.5	89.8	75	44.5	118
110x63	131	110	61.5	75.9	63	38.5	130
110x75	131	110	61.5	89.8	75	44.5	134
110x90	131	110	61.5	107.8	90	51.5	139
160x110	188	160	86.5	131	110	61.5	190



DIN8063 PVC PRESSURE PIPES & FITTINGS PN16



ITEM NO: US6011

FEMALE ADAPTOR

Nom Size	D	d	L	H	Rc
20X1/2"	28.6	20	16.5	35.5	1/2"
25X3/4"	34	25	19.5	40	3/4"
32X1"	42.3	32	22.5	46.6	1"
40X1 1/4"	51.4	40	26.5	54.5	1 1/4"
50X1 1/2"	62.5	50	31.5	59.5	1 1/2"
63X2"	77.4	63	38.5	71.5	2"
75X2 1/2"	91.3	75	44.5	80.5	2 1/2"
90X3"	109.8	90	51.5	90.5	3"
110X4"	133	110	61.5	107	4"



ITEM NO: US6012

MALE ADAPTOR

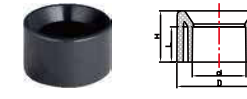
Nom Size	D	d	d1	L	H	R
20X1/2"	28.6	20	12	16.5	38.5	1/2"
20X3/4"	28.5	20.3	17	18	40	3/4"
25X3/4"	34	25	17	19.5	44	3/4"
25X1"	34	25.8	22	21.5	47.5	1"
32X1 1/4"	42.3	32.3	29	25	54.5	1 1/4"
32X1"	42.3	32	22	22.5	52.5	1"
40X1 1/4"	51.4	40	30	26.5	58	1 1/4"
40X1 1/2"	51.4	40.4	34.5	28	58	1 1/2"
50X1 1/2"	62.5	50	34.5	31.5	64	1 1/2"
50X2"	62.5	50.4	44.4	34	68	2"
63X2"	77.4	63	44.4	38.5	74	2"
75X2 1/2"	91.3	75	57.7	44.5	83.5	2 1/2"
90X3"	109.8	90	66.7	51.5	98.5	3"
110X4"	133	110	88.7	61.5	116.5	4"



ITEM NO: US6017

FEMALE CAP

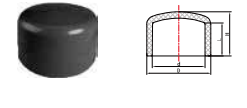
Nom Size	D	H	Rc
20X1/2"	28.6	24	1/2"
25X3/4"	35.2	26	3/4"
32X1"	43.3	32	1"
40X1 1/4"	53	35	1 1/4"
50X1 1/2"	59.4	36.2	1 1/2"
63X2"	73	42.6	2"
75x2 1/2"	89.8	56	2 1/2"
90x3"	107.8	64	3"
110x4"	133.5	73	4"



ITEM NO: US6005

REDUCING RING

Nom Size	D	d	L	H
25x20	25	20	16.5	19.5
32x20	32	20	16.5	22.5
32x25	32	25	19.5	22.5
40x20	40	20	16.5	26.5
40x25	40	25	19.5	26.5
40x32	40	32	22.5	26.5
50x20	50	20	16.5	31.5
50x25	50	25	19.5	31.5
50x32	50	32	22.5	31.5
50x40	50	40	26.5	31.5
63x25	63	25	19.5	38.5
63x32	63	32	22.5	38.5
63x40	63	40	26.5	38.5
63x50	63	50	31.5	38.5
75x50	75	50	31.5	44.5
75x63	75	63	38.5	44.5
90x50	90	50	31.5	51.5
90x63	90	63	38.5	51.5
90x75	90	75	44.5	51.5
110x63	110	63	38.5	61.5
110x75	110	75	44.5	61.5
110x90	110	90	51.5	61.5
160x90	160	90	51.5	86.5
160x110	160	110	61.5	86.5



ITEM NO: US6016

END CAP

Nom Size	D	d	L	H
20	27	20	16.5	21.5
25	33	25	19.5	26
32	41.3	32	22.5	31
40	50.4	40	26.5	36
50	61	50	31.5	42
63	75.9	63	38.5	51
75	89.8	75	44.5	59
90	107.8	90	51.5	68
110	131	110	61.5	81.5

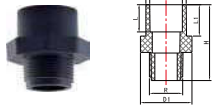
PVC PRESSURE PIPES & FITTINGS PN16 DIN8063



ITEM NO: US6018

● FEMALE ADAPTOR SPIGOT X FIPT

Nom Size	D	D1	d	L	H	Rc
20X1/2"	28.5	20	11.8	16.5	37.6	1/2"
20X3/4"	34	20	11.8	16.5	39.4	3/4"
25X1/2"	28.5	25	16.3	19.5	40.6	1/2"
25X3/4"	34	25	16.3	19.5	42.4	3/4"
25X1"	42.3	25	16.3	19.5	46.5	1"
32X3/4"	34	32	22	22.5	42	3/4"
32X1"	42.3	32	22	22.5	49.5	1"
40X1"	42.3	40	29	26.5	52	1"
40X1 1/4"	51.4	40	29	26.5	56	1 1/4"
40X1 1/2"	62.5	40	29	26.5	56	1 1/2"
50X1 1/4"	51.4	50	37.9	31.5	57.5	1 1/4"
50X1 1/2"	62.5	50	37.9	31.5	61	1 1/2"
50X2"	77.4	50	37.9	31.5	66	2"
63X1 1/2"	62.5	63	49	38.5	68	1 1/2"
63X2"	77.4	63	49	38.5	73	2"



ITEM NO: US6019

● MALE ADAPTOR M/F

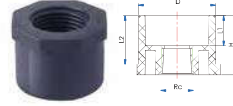
Size	Nom	D	d	L	L1	H	Rc
25X20X1/2"	25	20	17	19.5	46	1/2"	
20X25X3/4"	25	20.3	17	16.5	43.5	3/4"	
25X32X1/2"	25.3	22	27	14	48	1/2"	
25X32X3/4"	25.3	22	27	18.5	50	3/4"	
25X32X1"	32	25.3	19.5	18	50	1"	
32X40X1 1/4"	40	32.3	22.5	20.5	56.5	1 1/4"	
40X32X1"	40	32	32.50	26.50	57	1"	
50X40X1"	50	40	26.5	22	65.5	1"	
40X50X1 1/2"	50	40.4	26.5	22	65.5	1 1/2"	
50X40X1 1/4"	40.4	30	31.5	26.5	65.5	1 1/4"	
63X50X1 1/2"	63	50	45	38	72	1 1/2"	
63X50X2"	63	50	45	38	78	2"	
75X63X2"	75	63	51.50	44	85	2"	
75X63X2 1/2"	75	63.4	57.7	38.5	85	2 1/2"	
75X90X3"	90	75.5	54	33	100	3"	
90X75X2"	90	75	57	51.50	93.50	2"	
110X90X3"	110	90	69.50	61.50	112.50	3"	
110X125X3"	125	110.6	61.5	33	118	3"	
125X110X4"	125	110.6	88.69	61.5	125	1"	



ITEM NO: US6020

● REDUCING COUPLING M/F

Nom Size	D1	d1	L1	D2	d2	L2	H
63x50x32	41.3	32.3	22.5	62	50.4	31.5	73



ITEM NO: US6022

● FEMALE REDUCING RING

Nom Size	Rc	D	H	L1	L2
25X1/2"	1/2"	24.9	23.5	4.5	19.5
32X1/2"	1/2"	31.9	27.5	8.5	22.5
32X3/4"	3/4"	31.9	27.5	6.5	22.5
40X1"	1"	39.9	32.5	7.7	26.5
50X1/2"	1/2"	49.9	38.5	19.5	31.5
50X1 1/4"	1 1/2"	49.9	38.5	11.15	31.5
63X1 1/2"	1 1/2"	62.9	45.5	26.5	38.5

● REDUCING RING MF

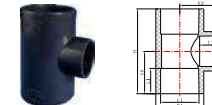
Size	Nom	D	D1	D2	D3	H	L	L1	L2
3/4" X1/4"	30	1/4"	18.4	1/4"	16	12	26	30	
1/2" X1/4"	24	1/4"	13.4	1/4"	14	12	24	24	



ITEM NO: USM002

● MALE ADAPTOR III

Size	Nom	D	D1	d	L	H	Rc
20X1/2"	25	29.5	20	16	49	1/2"	
25X3/4"	31.8	38.3	25	19.5	53	3/4"	



ITEM NO: US6T02

● REDUCING TEE

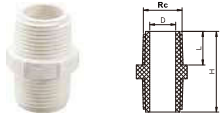
Nom Size	D1	d1	L1	h1	D2	d2	L2	h2	H
25x20	33	25	19.5	31	27	20	16.5	30.5	62
32x20	41.3	32	22.5	34	27	20	16.5	34	68
32x25	41.3	32	22.5	36.5	33	25	19.5	37	73
40x20	50.4	40	26.5	38	27	20	16.5	38	76
40x25	50.4	40	26.5	40.5	33	25	19.5	40.5	81
40x32	50.4	40	26.5	44.5	41.3	32	22.5	43.5	89
50x20	61	50	31.5	43.5	27	20	16.5	42.5	87
50x25	61	50	31.5	46	33	25	19.5	45.5	92
50x32	61	50	31.5	49.5	41.3	32	22.5	48.5	99
50x40	61	50	31.5	53.5	50.4	40	26.5	52.5	107
63x25	75.9	63	38.5	53.5	33	25	19.5	52	107
63x32	75.9	63	38.5	57	41.3	32	22.5	55	114
63x40	75.9	63	38.5	61	50.4	40	26.5	59	122
63x50	75.9	63	38.5	66	61	50	31.5	64	132
75x40	89.8	75	44.5	67	50.4	40	26.5	65	134
75x50	89.8	75	44.5	72	61	50	31.5	70	144
75x63	89.8	75	44.5	78.5	75.9	63	38.5	77	157
90x40	107.8	90	51.5	74	50.4	40	26.5	72.5	148
90x63	107.8	90	51.5	85.5	75.9	63	38.5	84.5	171
90x75	107.8	90	51.5	91.5	89.8	75	44.5	90.5	183
110x63	131	110	61.5	95.5	75.9	63	38.5	95	191
110x75	131	110	61.5	101.5	89.8	75	44.5	101	203
110x90	131	110	61.5	109	107.8	90	51.5	108	218
160x110	188	160	86.5	144	131	110	61.5	143	288



PVC THREAD FITTINGS (BS STANDARD)

PRESSURE

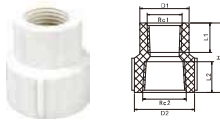
PVC THREAD FITTINGS (BS STANDARD)



ITEM NO:TPF001

● NIPPLE M/M

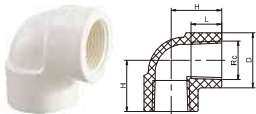
Nom Size	Rc	L	H	D
1/2"	1/2"	17	41	13.4
3/4"	3/4"	18.5	45	18.4
1"	1"	22.6	54.2	25.2
1 1/4"	1 1/4"	23	54	31.5
1 1/2"	1 1/2"	24	56	36.5
2"	2"	26	60.5	47.5
2 1/2"	2 1/2"	30	69	64
3"	3"	32	73.5	74.6
4"	4"	37.5	85	98.8



ITEM NO:TPF002

● FEMALE REDUCING COUPLING F/F

Nom Size	Rc1	Rc2	D1	D2	L1	L2	H
3/4"X1/2"	1/2"	3/4"	30	36.5	17.5	18.5	41.6
1"X1/2"	1/2"	1"	51	60.8	25	26	52.5
1"X3/4"	3/4"	1"	36.5	44	18.5	22	45.5
1 1/2"X3/4"	3/4"	1 1/2"	36.5	60.8	18.5	25	52.5
1 1/2"X1"	1"	1 1/2"	44	60.8	22	25	56



ITEM NO:TPF003

● FEMALE ELBOW F/F

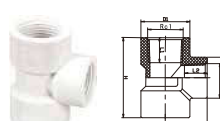
Nom Size	Rc	L	H	D
1/2"	1/2"	17	28	30
3/4"	3/4"	18.5	32.75	36.5
1"	1"	22	39.5	44
1 1/4"	1 1/4"	24	47	54.6
1 1/2"	1 1/2"	25	49	60.4
2"	2"	29	61.2	74
2 1/2"	2 1/2"	31.5	72	93.3
3"	3"	33	79.15	104.6
4"	4"	36.5	96.2	132.5



ITEM NO:TPF004

● FEMALE TEE F/F/F

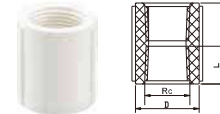
Nom Size	L	D	Rc	H	H1
1/2"	17	30	1/2"	56.6	28.4
3/4"	18.5	36.5	3/4"	65.5	32.8
1"	22.6	44	1"	87	44.5
1 1/4"	23.5	53.4	1 1/4"	94	47
1 1/2"	25	60.2	1 1/2"	99	49.5
2"	28	74	2"	120.4	60.2
2 1/2"	31.5	93.3	2 1/2"	144	72
3"	33	105.6	3"	158.3	79.15
4"	37.5	132.8	4"	194.4	97.2



ITEM NO:TPF005

● FEMALE REDUCING TEE F/F/F

Nom Size	L1	L2	D1	D2	Rc1	Rc2	H	H1
3/4"X1/2"	18.5	17.1	36.5	30	3/4"	1/2"	59	109.8
1"X1/2"	51	91.8	58	74.6	43.5	92.5	120	152.4
1"X3/4"	22.6	18.5	44	36.5	1"	3/4"	72.3	37.2
2"X1 1/2"	28	25	74	60.8	2"	1 1/2"	103.8	58.1



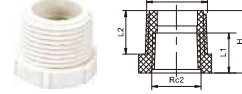
ITEM NO:TPF006

● FEMALE COUPLING F/F

Nom Size	Rc	L	H	D
1/2"	1/2"	17.5	37.5	30
3/4"	3/4"	18.5	40.3	36.5
1"	1"	22	48.3	44
1 1/4"	1 1/4"	54.3	40.3	51.5
1 1/2"	1 1/2"	26.5	56	60.8
2"	2"	28	59	74.2
2 1/2"	2 1/2"	30	63	95.7
3"	3"	32	66	109.4
4"	4"	37.5	78	135.6



PVC THREAD FITTINGS (BS STANDARD)



ITEM NO:TPF007

● REDUCER M/F

Nom Size	Rc1	Rc2	L1	L2	H
3/4"X1/2"	1/2"	3/4"	17	18.5	26.5
1"X1/2"	1/2"	1"	17	22.6	31
1"X3/4"	3/4"	1"	18.5	22.6	31.6
1 1/4"X3/4"	1 1/4"	3/4"	18.5	22.5	31.5
1 1/4"X1"	1 1/4"	1"	22	22.5	31.5
1 1/2"X3/4"	1 1/2"	3/4"	18.5	23	33
1 1/2"X1"	1 1/2"	1"	22	23	33
1 1/2"X1 1/4"	1 1/2"	1 1/4"	24.5	23	33
2"X1"	2"	1"	22	26	37
2"X1 1/4"	2"	1 1/4"	24.5	26	37
2"X1 1/2"	2"	1 1/2"	25	26	37
3"X2 1/2"	3"	2 1/2"	28	32	43
3"X2"	3"	2"	31	32	43
4"X2"	4"	2"	28	38	50
4"X3"	4"	3"	34	38	50



ITEM NO:TPF015

● FEMALE UNION

Nom Size	D1	D	G	d1	I	L
1/2"	48	30.2	1/2"	15	17	45.5
3/4"	55	36.8	3/4"	22	19	51.5
1"	64	44	1"	26	21	54.2
1 1/4"	77.5	52	1 1/4"	32.8	25.9	68.2
1 1/2"	86.5	59	1 1/2"	40	31.3	74.3
2"	101	72.8	2"	53.5	37.5	85.2



ITEM NO:TPF022

● FLANGE ADAPTOR F/F

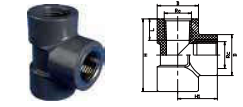
Nom Size	D	G	d	L	L1	H
1/2"	30	1/2"	20.2	16.5	16.5	60
3/4"	38	3/4"	25.2	18.5	17.5	62.2
1"	45	1"	32.3	22.5	23	64
1 1/4"	53	1 1/4"	40.3	21.6	26.5	64.2
1 1/2"	57.8	1 1/2"	50.4	31.5	24.5	67.2
2"	73	2"	63.4	37.5	28.5	67.5



ITEM NO:TPF009

● FEMALE ELBOW W/BRASS

Nom Size	D	Rc	L	H
1/2"	32	1/2"	17	29



ITEM NO:TPF011

● FEMALE TEE W/BRASS

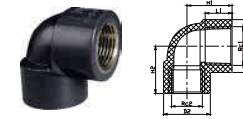
Nom Size	D	Rc	L	H	H1
1/2"	32	1/2"	17	57	31



ITEM NO: TPF021

● BRASS FEMALE THREAD REDUCING TEE F/F/F

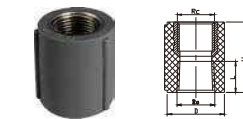
Nom Size	D1	D2	d	L	H	h	Rc
3/4"X1/2"	36	32	26.44	18.5	67	32.5	1/2"



ITEM NO:TPF010

● REDUCING ELBOW W/BRASS

Nom Size	D1	Rc1	D2	Rc2	L1	H1	H2
3/4"X1/2"	36	3/4"	32	1/2"	18.5	31	32.5

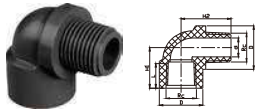


ITEM NO:TPF013

● FEMALE ADAPTOR W/BRASS

Nom Size	D	Rc	L	H
1/2"	32	1/2"	17	39.5
3/4"X1/2"	36	1/2" 3/4"	18	42.5

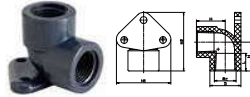
PVC THREAD FITTINGS (BS STANDARD)



ITEM NO: TPF012

90° ELBOW M/F

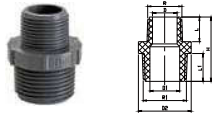
Nom Size	D	R(Rc)	d	L	H1	H2
1/2"X1/2"	30	1/2"	13	17	28	34.5
3/4"	36.5	3/4"	18.4	18.5	32.75	39.55
1"	44	1"	22.6	22	39.5	46.8
1 1/4"		1 1/4"				
1 1/2"	60.8	1 1/2"	36.6	25	51.5	59.4
2"	74	2"	47	2861		69.5
2 1/2"	93.2	2 1/2"	58	31	72.5	82.5



ITEM NO: TPF018

FEMALE THREAD ELBOW WITH EAR

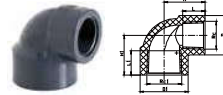
Nom Size	D	L	H	H1	H2	Rc
1/2"	30	17	28	52.5	56.6	1/2"



ITEM NO: TPF019

REDUCING NIPPLE

Nom Size	D	D1	D2	L	L1	H	R	R1
1/2"X3/4"	13.4	18.4	32.2	17	18.5	43.5	1/2"	3/4"
1X1/2"	13.4	22.3	40	17	21	47	1/2"	1"
1"X3/4"	18.4	22.6	40	18.5	21	48.5	3/4"	1"
1 1/4"X1"	22.6	31.4	47	21	22.5	52.5	1"	1 1/4"
1 1/2"X1 1/4"	31.4	36.6	53.5	22.5	23	55.5	1 1/4"	1 1/2"



ITEM NO: TPF020

REDUCING FEMALE ELBOW

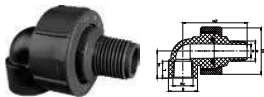
Nom Size	D	D1	L	L1	H	H1	R	R1
1/2"X3/4"	30	36.5	17	18.5	30.95	30.2	1/2"	3/4"
1"X3/4"	36.5	44	18.5	22	34.5	36.5	3/4"	1"



ITEM NO: TPF008

THREAD PLUG


Nom Size	D	d	Rc	H
1/2"	24	13	1/2"	26.5
3/4"	31	17.8	3/4"	31
1"	39.2	23	1"	37.5
1 1/4"	43.3	31.5	1 1/4"	36
1 1/2"	50	36.5	1 1/2"	38.5
2"	57	47.5	2"	43



ITEM NO: TPF014

MALE ELBOW W/UNION

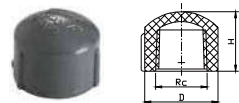
Nom Size	D	R(Rc)	d	L	H1	H2	D1
1/2"	30	1/2"	13.5	17	28	66.5	48
3/4"	25	3/4"	13.5	36	3/4"	76.5	63



ITEM NO: TPF016

MF THREAD UNION

Nom Size	D1	D	R	d1	I	L
1/2"	48	30.2	1/2"	13.5	15	61
3/4"	55	36.8	3/4"	18	18	68
1"	55	45.5	1"	23	22	77



ITEM NO: TPF017

FEMALE THREAD CAP

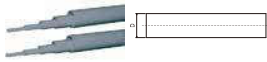
Nom Size	D	H	Rc
1/2"	30	24.4	1/2"



PVC-U PRESSURE
PIPES & FITTINGS
(SCH40)

PRESSURE


PVC PRESSURE PIPES & FITTINGS (SCH40) ASTM D2466



ITEM NO: US4001

● PRESSURE PIPES

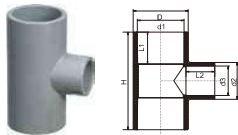
Nom Size	Outer Dia	Wall Thickness
1/2"	21.34	2.77
3/4"	26.67	2.87
1"	33.4	3.38
1 1/4"	42.16	3.56
1 1/2"	48.26	3.68
2"	60.33	3.91
2 1/2"	73.03	5.16
3"	88.9	5.49
4"	114.3	6.02
6"	168.3	7.11



ITEM NO: US4003

● COUPLING

Nom Size	D	d	H	L
1/2"	27.5	21.34	40.7	19
3/4"	33.5	26.67	55.1	26
1"	40.9	33.4	57.4	27.5
1 1/4"	50.1	42.16	60.4	29
1 1/2"	56.6	48.26	70.4	34
2"	69	60.33	82.4	40
2 1/2"	84.4	73.03	94.8	45
3"	100.9	88.9	100.8	48
4"	127.3	114.3	112.8	54
6"	183.6	168.3	159.8	76.7



ITEM NO: US4T02

● REDUCING TEE

Nom Size	D	d1	d2	d3	L1	L2	H
3/4"X1/2"	33.8	26.67	28.0	21.34	26	19	77.8
1"X1/2"	40.9	33.4	27.5	21.34	27.5	19	80.3
1"X3/4"	40.9	33.4	33.5	26.67	27.5	26	86.0
1 1/4"X1/2"	50.1	42.16	27.5	21.34	29	19	83.3
1 1/4"X3/4"	50.1	42.16	33.7	26.67	29	26	88.6
1 1/4"X1"	50.1	42.16	40.9	33.4	29	27.5	95.6
1 1/2"X1/2"	56.6	48.26	27.5	21.34	34	19	93.3
1 1/2"X3/4"	56.6	48.26	33.5	26.67	34	26	99
1 1/2"X1"	56.6	48.26	40.9	33.4	34	27.5	105.1
1 1/2"X1 1/4"	56.6	48.26	50.1	42.16	34	29	114
2"X1/2"	69	60.33	27.5	21.34	40	19	105.3
2"X3/4"	69	60.33	33.5	26.67	40	26	110.6
2"X1"	69	60.33	40.9	33.4	40	27.5	117.5
2"X1 1/4"	69	60.33	50.1	42.16	40	29	125.8
2"X1 1/2"	69	60.33	56.6	48.26	40	34	131.9



ITEM NO: US4E01

● 45° ELBOW

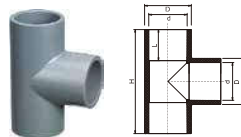
Nom Size	D	d	L
3/4"	27.5	21.34	19
1"	33.5	26.67	24.1
1 1/4"	40.8	33.4	27.5
1 1/4"	50.1	42.16	29
1 1/2"	56.6	48.26	34
2"	69	60.33	40
2 1/2"	84.4	73.03	45
3"	100.9	88.9	48
4"	127.3	114.3	54
6"	183.6	168.3	76.7



ITEM NO: US4F01

● FEMALE PLUG

Nom Size	D	NPT	L	H
1/2"	27.5	1/2"	19	23
3/4"	33.5	3/4"	21.5	25.8
1"	40.9	1"	26.5	31.7
1 1/4"	50.1	1 1/4"	27.1	32.3
1 1/2"	56.6	1 1/2"	27.6	33.1
2"	69	2"	27.6	33.1

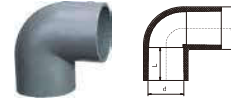


ITEM NO: US4T01

● STRAIGHT TEE

Nom Size	D	d	L	H
1/2"	27.9	21.34	19	63.7
3/4"	33.5	26.67	26	83.1
1"	40.8	33.4	27.5	92.1
1 1/4"	50.1	42.16	29	104
1 1/2"	56.6	48.26	34	120
2"	69	60.33	40	143.5
2 1/2"	84.4	73.03	45	168.2
3"	100.9	88.9	48	190
4"	127.3	114.3	54	230.5
6"	183.6	168.3	76.7	332


ASTM D2466 PVC PRESSURE PIPES & FITTINGS (SCH40)



ITEM NO: US4E02

● 90° ELBOW

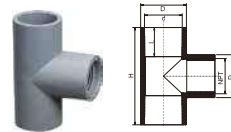
Nom Size	D	d	L
1/2"	27.5	21.34	19
3/4"	33.5	26.67	25.6
1"	40.5	33.4	27.5
1 1/4"	50.1	42.16	29
1 1/2"	56.6	48.26	34
2"	69	60.33	40
2 1/2"	84.4	73.03	45
3"	100.9	88.9	48
4"	127.3	114.3	57.5
6"	183.6	168.3	76.7



ITEM NO: US4011

● FEMALE ADAPTOR

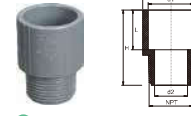
Nom Size	D	d	H	L	NPT
1/2"	27.5	21.34	40.4	19	1/2"
3/4"	33.5	26.67	49.9	26	3/4"
1"	40.9	33.4	57.4	27.5	1"
1 1/4"	50.1	42.16	60.4	29	1 1/4"
1 1/2"	56.6	48.26	64.4	34	1 1/2"
2"	69	60.33	71.1	40	2"
2 1/2"	84.4	73.03	82.8	45	2 1/2"
3"	100.9	88.9	95.4	48	3"
4"	127.3	114.3	103.3	54	4"
6"	183.6	168.3	131.1	76.7	6"



ITEM NO: US4T04

● FEMALE TEE

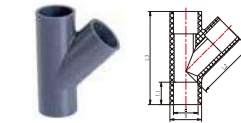
Nom Size	D	d	L	H	NPT
1/2"	27.5	21.34	19	63.3	1/2"
3/4"	33.5	26.67	26	83	3/4"
1"	40.9	33.4	27.5	92.1	1"
1 1/4"	50.1	42.16	29	101.4	1 1/4"
1 1/2"	56.6	48.26	34	117.5	1 1/2"
2"	69	60.33	40	142	2"



ITEM NO: US4012

● MALE ADAPTOR

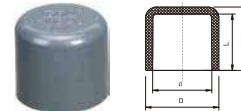
Nom Size	D	d1	d2	NPT	H	L
1/2"	27.5	21.34	13	1/2"	40.8	19.7
3/4"	33.4	26.67	18.5	3/4"	43.3	20
1"	41.3	33.4	24	1"	55	29
1 1/4"	50.7	42.16	30.2	1 1/4"	59.9	29.5
1 1/2"	57.2	48.26	35.9	1 1/2"	65.6	34
2"	69.6	60.33	48.6	2"	72.6	40.9
2 1/2"	84.4	73.03	55.5	2 1/2"	82.5	45
3"	100.9	88.9	70.7	3"	94.8	48
4"	127.3	114.3	94.9	4"	103.8	54
6"	183.6	168.3	146.4	6"	131.1	76.7



ITEM NO: US4T03

● SKEW TEE

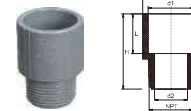
Nom Size	D	d	L1	L2	L3
1/2"	27.54	21.54	19.5	52.99	81
3/4"	33.47	26.87	26	62.05	94
1"	40.8	33.65	27.5	72.4	114



ITEM NO: US4016

● END PLUG

Nom Size	D	d	L	H
1/2"	27.5	21.34	19	22
3/4"	34	26.67	26	30
1"	40.9	33.4	27.5	30.9
1 1/4"	50.1	42.16	29.6	33.4
1 1/2"	56.6	48.26	34	38.6
2"	69	60.33	40.5	44.5
2 1/2"	84.4	73.4	45	51.8
3"	101.3	88.9	49.5	57.2
4"	128	114.3	54	61.6
6"	184.4	168.3	80	89

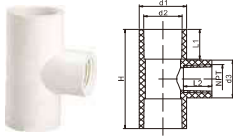


ITEM NO: US4017

● REDUCING MALE ADAPTOR

Nom Size	D	d	d1	NPT	L	H
3/4"X1/2"	33.4	26.85	13	1/2"	20	42.3

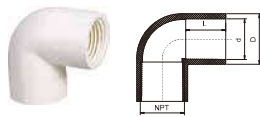
PVC PRESSURE PIPES & FITTINGS (SCH40) ASTM D2466



NSF
ITEM NO: US4T06

● REDUCING FEMALE TEE

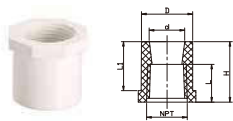
Nom Size	H	L1	L2	NPT	d1	d2	d3
3/4"X1/2"	74	22.3	20	1/2"	33.3	27	28



NSF
ITEM NO: US4E04

● FEMALE ELBOW

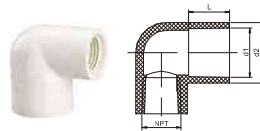
Nom Size	D	d	L	NPT
1/2"	27.8	21.34	19	1/2"
3/4"	33.8	26.67	26	3/4"
1"	40.9	33.4	27.5	1"
1 1/4"	50.1	42.16	29	1 1/4"
1 1/2"	56.6	48.26	34	1 1/2"
2"	69	60.33	40	2"



NSF
ITEM NO: US4015

● MALE REDUCING RING

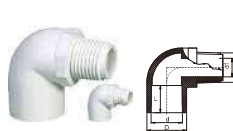
Nom Size	D	d	NPT	H	L	L1
3/4"X1/2"	26.6	18.5	1/2"	32	20	26
1"X1/2"	33.27	26.8	1/2"	34.1	20	27.5
1"X3/4"	33.27	26.8	3/4"	34.1	20	27.5
1 1/2"X1/2"	48	40.1	1/2"	41	20	34
2"X1/2"	60.17	51.77	1/2"	47.5	20	40
2"X3/4"	60.17	51.77	3/4"	47.5	21.5	40
2"X1"	60.17	51.77	1"	47.5	23	40



NSF
ITEM NO: US4E07

● FEMALE ELBOW SHORT

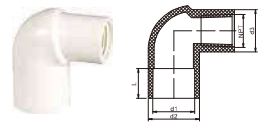
Nom Size	d1	d2	L	NPT
1/2"	27	33.3	22.3	1/2"



NSF
ITEM NO: US4E05

● MALE THREAD ELBOW

Nom Size	D	d	d1	L	NPT
1/2"	27.5	21.34	13	19	1/2"

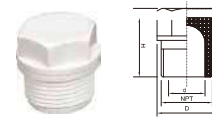


NSF
ITEM NO: US4E06

● FEMALE ELBOW LONG

Nom Size	NPT	d1	d2	d3	L
1/2"	1/2"	27.5	33	19.6	27

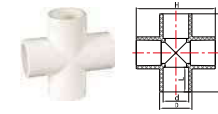
ASTM D2466 PVC PRESSURE PIPES & FITTINGS (SCH40)



NSF
ITEM NO: US4010

● THREAD PLUG

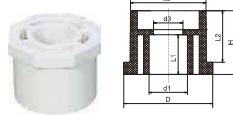
Nom Size	D	d	NPT	H
1/2"	24	13	1/2"	28
3/4"	31	17.8	3/4"	31
1"	39.2	23	1"	37.5



NSF
ITEM NO: US4C01

● CROSS

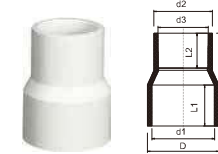
Nom Size	D	d	L	H
1/2"	27.5	21.34	18.6	62
3/4"	33.5	26.67	26	82.2
1"	40.9	33.4	27.5	93.5
1 1/4"	50.1	42.16	29	104.8
1 1/2"	56.6	48.26	34	120.9
2"	69	60.33	40	146.92



NSF
ITEM NO: US4005

● REDUCING RING

Nom Size	D	d1	d2	d3	H	L1	L2
3/4"X1/2"	31.9	21.34	26.67	18.5	32.6	22.4	26
1"X1/2"	40.3	21.34	33.4	16.3	34.1	22.4	27.2
1"X3/4"	40.8	26.67	33.4	20.6	34.1	25.8	27.5
1 1/4"X1/2"	48.8	21.34	42.16	16.3	36	22.4	28.7
1 1/4"X3/4"	48.9	26.67	42.16	20.6	36	25.8	28.7
1 1/4"X1"	48.9	33.4	42.16	26.9	36	27.5	28.7
1 1/2"X1/2"	55.5	21.34	48.26	16.3	40.8	22.4	33.5
1 1/2"X3/4"	55.5	26.67	48.26	20.6	40.8	25.8	33.5
1 1/2"X1"	55.5	33.4	48.26	26.9	40.8	27	33.4
1 1/2"X1 1/4"	56.6	42.16	48.26	41.0	41	29	34
2"X1/2"	68.4	21.34	60.33	16.3	47.4	22	39.6
2"X3/4"	68.4	26.67	60.33	20.6	47.4	25.8	39.6
2"X1"	68.4	33.4	60.33	27.3	47.4	27	39.6
2"X1 1/4"	68.4	42.16	60.33	35.1	47.4	29	39.6
2"X1 1/2"	68.4	48.26	60.33	47	47.5	34	39.6
3"X1 1/2"	108.6	48.26	88.9	43	58	34	50
3"X2"	104	60.33	88.9	55	58	40	50
4"X2"	138	60.33	114.3	55	54	40	45
6"X4"	199	114.3	168.3	108	80	54	69



NSF
ITEM NO: US4004

● REDUCING COUPLING

Nom Size	D	d1	d2	d3	H	L1	L2
3/4"X1/2"	33.5	26.67	27.5	21.34	53.9	26	18.5
1"X1/2"	40.9	33.4	27.5	21.34	53.7	27.5	19
1"X3/4"	40.9	33.4	33.5	26.67	63.9	27.5	25.3
1 1/4"X3/4"	50.1	42.16	33.5	26.67	64.4	29	26
1 1/4"X1"	50.1	42.16	40.9	33.4	67.4	29	27.5
1 1/2"X1/2"	56.6	48.26	27.5	21.34	65.4	34	19
1 1/2"X3/4"	56.6	48.26	33.5	26.67	72.4	34	26
1 1/2"X1"	56.6	48.26	40.9	33.4	73.9	34	27.5
1 1/2"X1 1/4"	56.6	48.26	50.1	42.16	74.4	34	29
2"X3/4"	69	60.33	33.5	26.67	82.9	40	26
2"X1"	69	60.33	40.9	33.4	84.4	40	27.5
2"X1 1/4"	69	60.33	50.1	42.16	85.9	40	29
2"X1 1/2"	69	60.33	56.6	48.26	90.9	40	34

PVC PRESSURE PIPES AND FITTINGS (SCH80)

PRESSURE



ASTM D2467 PVC PRESSURE PIPES & FITTINGS (SCH80)



ITEM NO: US8001

PRESSURE PIPES

Size Nom	Outer Dia	Wall Thickness
1/2"	21.34	3.73
3/4"	26.67	3.91
1"	33.4	4.55
1 1/4"	42.16	4.85
1 1/2"	48.26	5.08
2"	60.33	5.54
2 1/2"	73.03	7.01
3"	88.9	7.62
4"	114.3	8.56
6"	168.3	10.97



ITEM NO: US8003

COUPLING

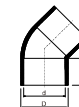
Size Nom	D	d	H	L
1/2"	29.3	21.34	48.8	22.7
3/4"	35.1	26.67	55.2	26.0
1"	43.1	33.4	61.6	29.1
1 1/4"	52.4	42.16	67.4	32.3
1 1/2"	59	48.26	74.3	35.4
2"	72	60.33	80.1	38.6
2 1/2"	87.8	73.03	95.3	45
3"	104.9	88.9	101	48.1
4"	132.4	114.3	120.5	57.4
6"	191.2	168.3	160.3	76.7
8"	247.2	219.08	212	102.6
10"	305.9	273.05	263	128
12"	361.5	323.85	317	153.5



ITEM NO: US8C01

MALE ADAPTOR WITH BRASS

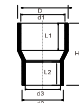
Size Nom	D1	D	d	H	L	G
1/2"	30.4	29.4	21.34	44.2	22.7	1/2"
3/4"	36.1	35.1	26.67	48.9	25.9	3/4"
1"	44.1	43.1	33.4	54.5	29.1	1"
1 1/4"	53.4	52.4	42.16	63.1	32.3	1 1/4"
1 1/2"	60	59	48.26	69.7	35.4	1 1/2"
2"	73	72	60.33	76.1	38.6	2"



ITEM NO: US8E01

45° ELBOW

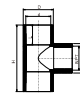
Size Nom	D	d	L
1/2"	29.3	21.34	22.7
3/4"	35.1	26.67	25.9
1"	43.1	33.4	29.1
1 1/4"	52.4	42.16	32.3
1 1/2"	59	48.26	35.4
2"	72.5	60.33	38.6
2 1/2"	87.8	73.03	45
3"	104.9	88.9	48.1
4"	132.4	114.3	57.6
6"	191.2	168.3	76.7
8"	247.2	219.08	102.6
10"	305.9	273.05	128
12"	361.5	323.85	153.5



ITEM NO: US8004

REDUCING COUPLING

Size Nom	D	d1	d2	d3	H	L1	L2
3/4"X1/2"	35.1	26.67	29.3	21.34	57.5	25.9	22.7
1"X1/2"	43.4	33.4	29.8	21.34	63.1	29.1	22.7
1"X3/4"	43.1	33.4	35.5	26.67	65.4	29.1	25.9
1 1/4"X1/2"	52.4	42.16	29.3	21.34	66.4	32.3	22.7
1 1/4"X3/4"	52.4	42.16	35.1	26.67	67.6	32.3	25.9
1 1/4"X1"	52.4	42.16	43.4	33.4	72.2	33	28.2
1 1/2"X1/2"	59	48.26	29.3	21.34	70.5	35.4	22.7
1 1/2"X3/4"	59	48.26	35.5	26.67	73.7	35.4	25.9
1 1/2"X1"	59	48.26	43.5	33.4	76.9	35.4	28.8
1 1/2"X1 1/4"	59	48.26	52.4	42.16	80.1	35.4	32.3
2"X1/2"	72	60.33	29.3	21.34	79.7	38.6	22.7
2"X3/4"	72	60.33	35.1	26.67	81.4	38.6	25.9
2"X1"	72	60.33	43.1	33.4	84.6	38.6	29.1
2"X1 1/4"	72	60.33	52.4	42.16	87.8	38.6	32.3
2"X1 1/2"	72	60.33	59	48.26	90.9	38.6	35.4



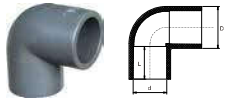
ITEM NO: US8T04

FEMALE TEE

Size Nom	D	d	L	H	NPT
1/2"	32.5	21.34	22.7	70.8	1/2"
3/4"	38.1	26.67	25.9	82.5	3/4"
1"	46	33.4	29.1	97.4	1"

PVC SCH80 PIPES & FITTINGS

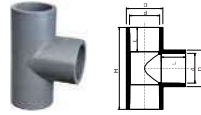
ASTM D2467



NSF
ITEM NO: US8E02

90° ELBOW

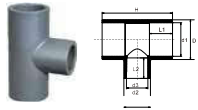
Size Nom	D	d	L
1/2"	29.8	21.34	22.7
3/4"	35.6	26.67	25.9
1"	43.1	33.4	29.1
1 1/4"	52.4	42.16	32.3
1 1/2"	59	48.26	35.4
2"	72	60.33	38.6
2 1/2"	87.8	73.03	45
3"	104.9	88.9	48.1
4"	132.4	114.3	56.6
6"	190.9	168.3	76.7
8"	247.2	219.08	102.6
10"	305.9	273.05	128
12"	361.5	323.85	153.5



NSF
ITEM NO: US8T01

STRAIGHT TEE

Size Nom	D	d	L	H
1/2"	29.3	21.34	22.4	70.8
3/4"	35.4	26.67	25.9	82.4
1"	43.1	33.4	29.1	97.6
1 1/4"	52.4	42.16	32.3	110.9
1 1/2"	59	48.26	35.4	122.7
2"	72	60.33	38.6	142.7
2 1/2"	87.8	73.03	45	168.2
3"	104.9	88.9	48.1	190.2
4"	132.4	114.3	57.6	235.6
6"	191.2	168.3	76.7	333.2
8"	247.2	219.08	102.6	445
10"	305.9	273.05	128	556
12"	361.5	323.85	153.5	663



NSF
ITEM NO: US8T02

REDUCING TEE

Size Nom	D	d1	d2	d3	L1	L2	H
3/4"X1/2"	35.5	26.67	30	21.34	25.9	22.7	79.1
1"X1/2"	43.1	33.4	29.3	21.34	29.1	22.7	80.5
1"X3/4"	43.1	33.4	35.1	26.67	29.1	25.9	91
1 1/4"X1/2"	52.4	42.16	29.3	21.34	32.3	22.7	92.2
1 1/4"X3/4"	52.4	42.16	35.1	26.67	32.3	25.9	97.3
1 1/4"X1"	52.4	42.16	43.1	33.4	32.3	29.1	105.8
1 1/2"X1/2"	59	48.26	29.3	21.34	35.4	22.7	97.6
1 1/2"X3/4"	59	48.26	35.1	26.67	35.4	25.9	103.7
1 1/2"X1"	59	48.26	43.1	33.4	35.4	29.1	110.5
1 1/2"X1 1/4"	59	48.26	52.4	42.16	35.4	32.3	118.9
2"X1/2"	72	60.33	29.3	21.34	38.6	22.7	104.7
2"X3/4"	72	60.33	35.1	26.67	38.6	25.9	109.7
2"X1"	72	60.33	43.1	33.4	38.6	29.1	115.9
2"X1 1/4"	72	60.33	52.4	42.16	38.6	32.3	124.6
2"X1 1/2"	72	60.3	59	48.26	38.6	35.4	131.6



NSF
ITEM NO: US8011


FEMALE ADAPTOR

Size Nom	D	d	H	L	NPT
1/2"	32.5	21.34	45.7	22.7	1/2"
3/4"	38.1	26.67	54.8	25.9	3/4"
1"	46	33.4	58.7	29.1	1"
1 1/4"	55.9	42.16	64.3	32.3	1 1/4"
1 1/2"	63.5	48.26	70.9	35.4	1 1/2"
2"	76.2	60.33	74.6	38.6	2"
2 1/2"	87.8	73.03	92.3	45	2 1/2"
3"	104.9	88.9	97.9	48.1	3"
4"	132.4	114.3	109.9	57.6	4"
6"	191.2	168.3	135.6	76.7	6"
8"	247.2	219.08	167	102.6	8"
10"	305.9	273.05	198	128	10"
12"	361.5	323.85	231.5	153.5	12"



ASTM D2467

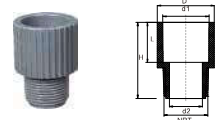
PVC SCH80 PIPES & FITTINGS



NSF
ITEM NO: US8016

END PLUG

Size Nom	D	d	L	H
1/2"	29.3	21.34	22.7	39.7
3/4"	35.1	26.67	25.9	33.7
1"	43.1	33.4	29.1	33.8
1 1/4"	52.4	42.16	32.3	43
1 1/2"	59	48.26	35.4	45.8
2"	72	60.33	38.6	51.8
2 1/2"	87.58	73.38	44.95	56.85
3"	33.3	25	19.5	25
4"	41	32	22.5	30
6"	33.3	25	19.5	25



NSF
ITEM NO: US8012

MALE ADAPTOR

Size Nom	D	d1	d2	NPT	H	L
1/2"	30	21.34	9.4	1/2"	46.5	23.2
3/4"	35.8	26.67	14	3/4"	55.9	25.9
1"	44	33.4	18.8	1"	61	29.1
1 1/4"	53	42.16	26.8	1 1/4"	65.5	32.5
1 1/2"	60	48.26	32.4	1 1/2"	70.9	35.4
2"	73	60.33	43.3	2"	76.7	38.6
2 1/2"	88.2	73.03	51.0	2 1/2"	93.2	44.8
3"	104.9	88.9	66.0	3"	99.0	48.1
4"	132	114.3	89.9	4"	112	57.0
6"	191.2	168.3	138.3	6"	138.5	76.7
8"	247.2	219.08	186	8"	173	102.6
10"	305.9	273.05	235	10"	206	128
12"	361.5	323.85	281	12"	239	153.5



NSF
ITEM NO: US8E04

FEMALE ELBOW

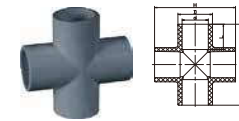
Size Nom	D	d	L	NPT
1/2"	32.5	21.34	22.7	1/2"
3/4"	38.1	26.67	25.9	3/4"
1"	46	33.4	29.1	1"
1 1/4"	55.9	42.16	32.3	1 1/4"
1 1/2"	63.5	48.26	35.4	1 1/2"
2"	76.2	60.33	38.6	2"



NSF
ITEM NO: US8005

REDUCING RING

Size Nom	D	d1	d2	d3	L1	L2	H
3/4"X1/2"	35	21.34	26.67	14	22.2	26	32.4
1"X1/2"	43	21.34	33.4	14	22.2	29	35.6
1"X3/4"	43	26.67	33.4	18	26	29	35.6
1 1/4"X1/2"	52.4	21.34	42.16	13.5	22.7	31.5	40
1 1/4"X3/4"	52.4	26.64	42.16	17.8	25.9	31.5	40
1 1/4"X1"	52.4	33.4	42.16	24	29.1	31.5	40
1 1/2"X1/2"	59	21.34	48.26	13	22.7	35	43
1 1/2"X3/4"	58.5	26.67	48.26	17.3	25.9	35	43
1 1/2"X1"	59	33.4	48.26	24.3	29.1	35	43
1 1/2"X1 1/4"	59	42.16	48.26	31.2	32.3	35	43
2"X1/2"	72	21.34	60.33	13	22.7	39	49
2"X3/4"	72	33.4	60.33	23.5	29.1	39	49
2"X1"	72	26.67	60.33	18	29.1	38.3	48.6
2"X1 1/4"	72	42.16	60.33	32	32.3	39	49
2"X1 1/2"	72	48.26	60.33	36.2	35.4	38.6	48.6
3"X1 1/2"	104.9	48.26	88.9	42	35.5	47.1	55.1
3"X2"	104.9	60.33	88.9	53.8	38.6	47.1	55.1
3"X2 1/2"	104.9	73.4	88.7	66	45	53.5	61.5
4"X1 1/2"	132.4	48.26	114.3	42	35.5	56.6	65.1
4"X2"	132.4	60.33	114.3	53.8	38.6	56.6	65.1
4"X3"	132.4	88.9	114.3	82	48.1	56.6	65.1
6"X4"	191.2	114.3	168.3	106.1	57.6	76.7	86.7



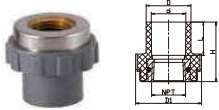
NSF
ITEM NO: US8C001

CROSS TEE

Size Nom	D	d	L	H
1/2"	29.4	21.34	23	71
3/4"	35	26.67	26	82.5
1"	43	33.4	29	97.5
1 1/4"	52	42.16	32	111
1 1/2"	59	48.26	35	124
2"	72	60.33	39	143

PVC SCH80 PIPES & FITTINGS

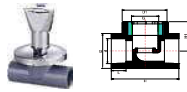
ASTM D2467



ITEM NO: UP8S015

FEMALE ADAPTOR WITH BRASS

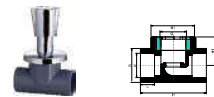
Nom Size	D1	D	d	L	NPT	H
1/2"	45.3	29.4	21.34	23	1/2"	40.5
1/2"X3/4"	51.6	29.4	21.34	23	3/4"	43.5
3/4"	51.6	35	26.67	26	3/4"	46.5
3/4"X1/2"	45.3	35	26.67	26	1/2"	44.5
1"	59	43	33.4	29	1"	53.5
1"X3/4"	51.6	43	33.4	29	3/4"	50



ITEM NO: UP8S012

PVC STOP VALVE TYPE I

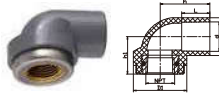
Nom Size	D	d	G	L	H	D1	H1
20X1/2"	29.8	21.34	1/2"	22.7	80	35	30
25X3/4"	36	26.99	3/4"	24	82	42	
32X1"	43.7	33.7	1"	25	93	51.7	39



ITEM NO: UP8S013

PVC STOP VALVE TYPE II

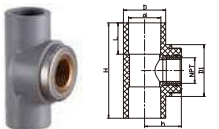
Nom Size	D	d	G	L	H	D1	H1
20X1/2"	29.8	21.34	1/2"	22.7	80	35	30
25X3/4"	36	26.99	3/4"	24	82	42	
32X1"	43.7	33.7	1"	25	93	51.7	39



ITEM NO: UP8S016

FEMALE ELBOW WITH BRASS

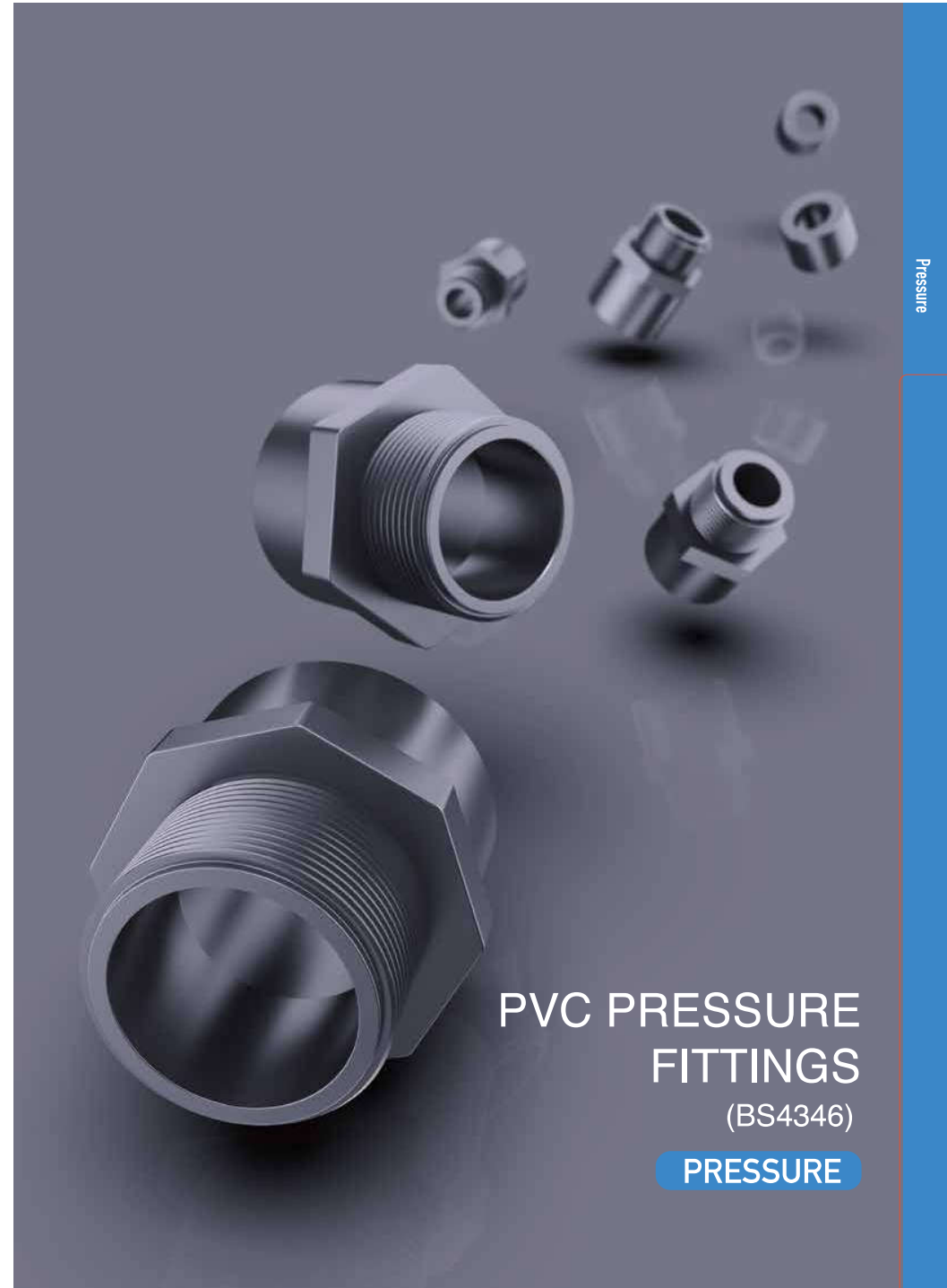
Nom Size	D1	D	d	L	NPT	h	h1
1/2"	42.9	29.4	21.34	23	1/2"	39.4	28
1/2"X3/4"	49.2	29.4	21.34	23	3/4"	38.5	31.5
3/4"	49.2	35	26.67	26	3/4"	45.9	34.5
3/4"X1/2"	42.9	35	26.67	26	1/2"	39.5	30.5
1"	56.7	43.54	34.05	29.08	1"	50	41
1 1/4"	67	52	42.16	32	1 1/4"	60	46.5
1 1/2"	73	59	48.26	35	1 1/2"	66	51
2"	87.6	72	60.33	39	2"	75	61



ITEM NO: UP8S017

FEMALE TEE WITH BRASS

Nom Size	D1	D	d	L	NPT	h	h1
1/2"	42.9	29.4	21.34	23	1/2"	28	77
1/2"X3/4"	49.2	29.4	21.34	23	3/4"	31.5	77
3/4"	49.2	35	26.67	26	3/4"	34.5	92
3/4"X1/2"	42.9	35	26.67	26	1/2"	30.5	79
1"	56.7	43.54	34.05	29.08	1"	41	100
1 1/4"	67	52	42.16	32	1 1/4"	46.5	120
1 1/2"	73	59	48.26	35	1 1/2"	51	132
2"	87.6	72	60.33	39	2"	61	150

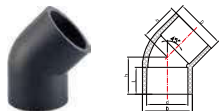


PVC PRESSURE
FITTINGS
(BS4346)

PRESSURE

PVC PRESSURE FITTINGS

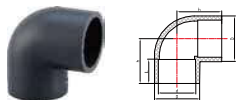
BS4346 BS1452



ITEM NO:BS001

45° ELBOW

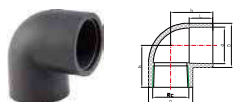
Size Nom	D	d	L	h
1/2"	28.5	21.34	17	23.14
3/4"	34.5	26.67	20	27.18
1"	41.7	33.4	23	32
1 1/4"	51.4	42.16	27.5	38.28
1 1/2"	59.8	48.26	30.5	43
2"	74	60.33	36.5	52
3"	105.7	88.9	51	73
4"	134.5	114.3	63.5	92.5
6"	196.7	168.3	91	132



ITEM NO:BS002

90° ELBOW

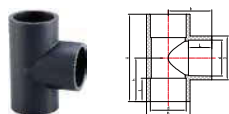
Size Nom	D	d	L	h
1/2"	28.5	21.34	17	30
3/4"	34.5	26.67	20	35.5
1"	41.7	33.4	23	42
1 1/4"	51.4	42.16	27.5	51
1 1/2"	59.8	48.26	30.5	58.5
2"	74	60.33	36.5	71
3"	105.7	88.9	51	102
4"	134.5	114.3	63.5	127.5
6"	196.7	168.3	91	183.5



ITEM NO:BS003

FEMALE ELBOW

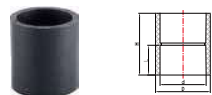
Size Nom	D	d	L	h	Rc
1/2"	28.5	21.34	17	28.25	1/2"
3/4"	34.5	26.67	20	34.25	3/4"
1"	41.7	33.4	23	39.35	1"
1 1/4"	51.4	42.16	27.5	48.8	1 1/4"
1 1/2"	59.8	48.26	30.5	54.1	1 1/2"
2"	74.5	60.33	36.5	67.75	2"



ITEM NO:BS004

TEE

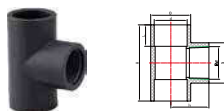
Size Nom	D	d	L	H	h
1/2"	28.5	21.34	17	59	29.5
3/4"	34.5	26.67	20	71	35.5
1"	41.7	33.4	23	84	42
1 1/4"	51.4	42.16	27.5	103	51.5
1 1/2"	59.8	48.26	30.5	117	58.5
2"	74.5	60.33	36.5	143	71.5
3"	105.7	88.9	51	202.7	101.35
4"	134.5	114.3	63.5	255	127.5
6"	196.7	168.3	91	367	183.5



ITEM NO:BS007

COUPLING

Size Nom	D	d	L	h
1/2"	27.5	21.34	17	36
3/4"	33.5	26.67	20	42
1"	40.7	33.4	23	48
1 1/4"	50.4	42.16	27.5	57
1 1/2"	59.4	48.26	30.5	64
2"	74	60.33	36.5	77
3"	103.5	88.9	51	109
4"	134.5	114.3	63.5	132
6"	194.7	168.3	91	188



ITEM NO:BS005

FEMALE TEE

Size Nom	D	d	L	H	h	Rc
1/2"	28.5	21.34	17	56.5	28.25	1/2"
3/4"	34.5	26.67	20	68.5	34.25	3/4"
1"	41.7	33.4	23	80	39.35	1"
1 1/4"	51.4	42.16	27.5	97.6	48.8	1 1/4"
1 1/2"	59.8	48.26	30.5	109	54.1	1 1/2"
2"	74.5	60.33	36.5	135.5	67.75	2"



BS4346 BS1452

PVC PRESSURE FITTINGS



ITEM NO:BS006

FEMALE REDUCING TEE

Size Nom	D1	D2	d	L	H	h	G
1"X1/2"	41.7	28.5	33.69	23	69.6	35	1/2"
1 1/2"X1/2"	59.8	28.5	48.38	30.5	85.5	42	1/2"
2"X1/2"	74.5	28.5	60.5	36.5	102	51	1/2"
2"X3/4"	74.5	34	60.33	36.5	107.38	52.36	3/4"



ITEM NO:BS009

FEMALE ADAPTOR

Size Nom	D	D1	d	L	H	Rc
1/2"	28.5	28.5	21.34	17	35.5	1/2"
3/4"	34.5	34.5	26.67	20	41	3/4"
1"	41.7	41.7	33.4	23	45.6	1"
1 1/4"	51.4	51.4	42.16	27.5	53.7	1 1/4"
1 1/2"	59.8	59.4	48.26	30.5	62	1 1/2"
2"	74	76	60.33	36.5	76	2"
3"	103.5	105	88.9	51	100	3"
4"	134.5	136	114.3	63.5	120	4"
6"	196.7	196.7	168.3	91	149	6"



ITEM NO:BS010

MALE ADAPTOR

Size Nom	D	d	d1	L	H	Rc
1/2"	28.5	21.34	12.2	17	41.5	1/2"
3/4"	34.5	26.67	16	20	46.5	3/4"
1"	41.7	33.4	23	23	55	1"
1 1/4"	51.4	42.16	33	27.5	58.5	1 1/4"
1 1/2"	59.8	48.26	37	30.5	63	1 1/2"
2"	74	60.33	47	36.5	75	2"
3"	103.5	88.9	72	51	99	3"
4"	134.5	114.3	94	63.5	122	4"
6"	196.7	168.3	136.6	91	157.5	6"



ITEM NO:BS008

REDUCING BUSH

Size Nom	D	d	L	H
3/4"X1/2"	26.67	21.34	17	20
1"X1/2"	33.4	21.34	17	23
1"X3/4"	33.4	26.67	20	23
1 1/4"X1/2"	42.16	21.34	17	27.5
1 1/4"X3/4"	42.16	26.67	20	27.5
1 1/4"X1"	42.16	33.4	23	27.5
1 1/2"X1/2"	48.26	21.34	17	30.5
1 1/2"X3/4"	48.26	26.67	20	30.5
1 1/2"X1"	48.26	33.4	23	30.5
1 1/2"X1 1/4"	48.26	42.16	27.5	30.5
2"X1/2"	60.33	21.34	17	36.5
2"X3/4"	60.33	26.67	20	36.5
2"X1"	60.33	33.4	23.8	36.5
2"X1 1/4"	60.33	42.16	28.2	36.5
2"X1 1/2"	60.33	48.26	30.5	36.5
3"X1 1/2"	88.9	48.26	30.5	51
3"X2"	88.9	60.33	36.5	51
4"X2"	114.3	60.33	36.5	63.5
4"X3"	114.3	88.9	51	63.5
6"X4"	168.3	114.3	63.5	91



ITEM NO:BS011

END PLUG

Size Nom	D	d	L	h
1/2"	28.5	21.34	17	22.58
3/4"	34.5	26.67	20	26.51
1"	41.7	33.4	23	30.56
1 1/4"	51.4	42.16	27.5	36.55
1 1/2"	59.8	48.26	30.5	41.32
2"	74	60.33	36.5	49.65
3"	105.7	88.9	51	68.64
4"	134.5	114.3	63.5	85.65
6"	196.7	168.3	91	124.04

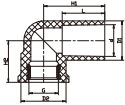


ITEM NO:BS012

REDUCING COUPLING

Size Nom	D1	D2	d1	d2	L1	L2	H
2"X1 1/2"	73.9	59.8	60.33	48.26	36.5	30.5	81

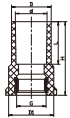
PVC PRESSURE FITTINGS JIS STANDARD



ITEM NO:PJS001

● FEMALE BRASS ELBOW

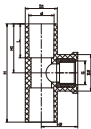
Size	Nom	D1	D2	d	L	H1	H2	G
18	(1/2")	28	32	22.4	30	43.25	29.5	1/2"
20	(3/4")	33.05	37.8	23.6	35	51	36	3/4"



ITEM NO:PJS002

● FEMALE BRASS COUPLING


Size	Nom	D	d	D1	G	L	H
18	(1/2")	28	22.4	32	1/2"	30	52
20	(3/4")	33.05	26.45	37.8	3/4"	35	60



ITEM NO:PJS003

● FEMALE BRASS TEE

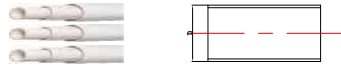
Size	Nom	D1	D2	d	L	H1	H2	H	G
18	(1/2")	28	32	22.4	30	43.25	32	86.5	1/2"
20	(3/4")	33.05	37.8	26.45	35	50.15	37.5	100.3	3/4"



PVC PRESSURE
FITTINGS
(AS/NZS1477)

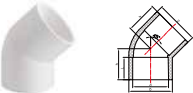
PRESSURE

PVC PRESSURE PIPES & FITTINGS AS/NZS1477



PRESSURE PIPES

Size Nom	Outer Dia	PN9 Thickness	PN12 Thickness	PN15 Thickness
15	21.2-21.5			1.4-1.7
20	26.6-26.9		1.4-1.7	1.7-2.1
25	33.4-33.7	1.4-1.7	1.7-2.1	2.1-2.5
32	42.1-42.4	1.7-2.1	2.2-2.6	2.7-3.2
40	48.1-48.4	1.9-2.3	2.5-3.0	3.1-3.6
50	60.2-60.5	2.4-2.8	3.1-3.6	3.8-4.4
65	75.2-75.5	3.0-3.5	3.9-4.5	4.8-5.5
80	88.7-89.1	3.5-4.1	4.6-5.3	5.7-6.5
100	114.1-114.5	4.5-5.2	5.9-6.7	7.3-8.2
125	140.0-140.4	5.5-6.3	7.2-8.1	8.9-10
150	160.0-160.5	6.3-7.1	8.3-9.3	10.2-11.4
175	200.0-200.5	7.1-8.0	9.3-10.4	11.5-12.8
200	225.0-225.6	7.9-8.9	10.5-11.7	12.9-14.4
225	250.0-250.7	8.8-9.9	11.6-13	14.4-16



ITEM NO:AUSE01

45° LBOW

Size Nom	D	d	L	h
15	27.3	21.700	20.00	27.12
20	33.6	27.200	22.00	29.97
25	40.6	34.000	24.00	33.42
32	50.7	42.700	29.00	40.10
40	58.3	48.700	32.00	45.05
50	70.8	60.800	38.00	53.60
65	87.8	75.800	46.00	64.70
80	103.4	89.400	52.00	73.48
100	133	115.000	62.00	88.57
150	185	161.000	89.00	125.10



ITEM NO:AUSEL01

45° ELBOW L TYPE

Size Nom	D	d	L	h
40	56	48.7	31	39.6



ITEM NO:AUSL003

COUPLING L TYPE

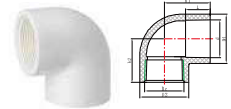
Size Nom	D	d	L	h
15	25.3	21.7	18.5	39.4
40	56	48.7	31	65



ITEM NO:AUSE02

90° LBOW

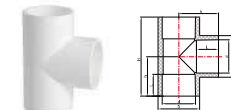
Size Nom	D	d	L	h
15	27.3	21.700	20.00	33.00
20	33.6	27.200	22.00	37.50
25	40.6	34.000	24.00	43.00
32	50.7	42.700	29.00	52.50
40	58.3	48.700	32.00	59.10
50	70.8	60.800	38.00	71.40
65	87.8	75.800	46.00	86.90
80	103.4	89.400	52.00	100.20
100	133	115.000	62.00	123.00
150	185	161.000	89.00	173.50



ITEM NO:AUSE04

90° FEMALE THREAD ELBOW

Size Nom	D1	D2	d	L	h1	h2	Rc
15X1/2"	28.3	28.300	19.90	20.00	31	31	1/2"
20X1/2"	33.6	28.300	27.20	22.00	34	33	1/2"
20X3/4"	34.6	34.600	27.20	22.00	36	36	3/4"
25X1/2"	40.6	28.300	34.00	24.00	37	37	1/2"
25X3/4"	40.6	34.600	34.00	24.00	39	39	3/4"
25X1"	41.6	41.600	34.00	24.00	42	42	1"
32X1 1/4"	51.7	51.700	42.70	29.00	51	48	1 1/4"
40X1 1/2"	59.3	59.300	48.70	32.00	57	51	1 1/2"



ITEM NO:AUST01

STRAIGHT TEE

Size Nom	D	d	L	H	h
15	27.3	21.700	20.00	66.00	33
20	33.6	27.200	22.00	75.00	38
25	40.6	34.000	24.00	86.00	43
32	50.7	42.700	29.00	105.00	53
40	58.3	48.700	32.00	118.20	59
50	70.8	60.800	38.00	142.80	71
65	87.8	75.800	46.00	173.80	87
80	103.4	89.400	52.00	200.40	100
100	133	115.000	62.00	246.00	123
150	185	161.000	89.00	347.00	174



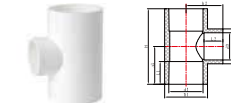
AS/NZS1477 PVC PRESSURE PIPES & FITTINGS



ITEM NO:AUST04

FEMALE THREAD TEE

Size Nom	D1	D2	d	L	h1	h2	H	Rc
15X1/2"	27.3	27.300	21.70	20.00	31	31	62	1/2"
20X1/2"	33.6	27.300	27.20	22.00	34	34	67	1/2"
20X3/4"	33.6	33.600	27.20	22.00	36.5	35.5	73	3/4"
25X1/2"	40.6	27.300	34.00	24.00	36	37	71	1/2"
25X3/4"	40.6	33.600	34.00	24.00	38	39	77	3/4"
25X1"	40.6	40.600	34.00	24.00	42	41	83	1"
32X1/2"	50.7	27.300	42.70	29.00	41	41	82	1/2"
32X1"	50.7	40.600	42.70	29.00	47	46	94	1"
40X1/2"	58.3	27.300	48.70	32.00	44	45	88	1/2"
40X3/4"	58.3	33.600	48.70	32.00	47	47	94	3/4"
40X1"	58.3	40.600	48.70	32.00	50	49	100	1"
40X1 1/2"	59.3	59.300	48.70	32.00	56.9	51.2	113.8	1 1/2"
50X3/4"	70.8	33.600	60.80	38.00	53	53	106	3/4"
50X1"	70.8	40.600	60.80	38.00	56	55	112	1"



ITEM NO:AUST02

REDUCING TEE

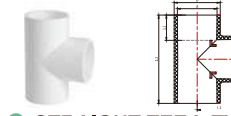
Size Nom	D1	d1	L1	h1	D2	d2	L2	h2	H
20X15	33.6	27.200	22.00	31.95	27	22	20	35	70
25X20	40.6	34.000	24.00	39.50	34	27	22	41	79
32X20	50.7	42.700	29.00	44.50	34	27	22	45	89
32X25	50.7	42.700	29.00	48.00	41	34	24	48	96
40X15	58.3	48.700	32.00	45.95	27	22	20	47	92
40X20	58.3	48.700	32.00	48.00	34	27	22	48	96
40X25	58.3	48.700	32.00	51.50	41	34	24	51	103
50X20	70.8	60.800	38.00	54.00	34	27	22	55	108
50X25	70.8	60.800	38.00	57.50	41	34	24	57	115
50X40	70.8	60.800	38.00	65.15	58	49	32	65	130
65X50	87.8	75.800	46.00	79.20	71	61	38	79	158
80X25	103.4	89.400	52.00	72.50	41	34	24	71	145
80X40	103.4	89.400	52.00	80.15	58	49	32	80	160
80X50	103.4	89.400	52.00	86.20	71	61	38	86	172
100X50	133	115.000	62.00	96.20	71	61	38	98	192
100X80	133	115.000	62.00	111.20	103	89	52	112	222
150X100	185	161.000	89.00	151.00	133	115	62	146	302



ITEM NO:AUSL016

END PLUG L TYPE

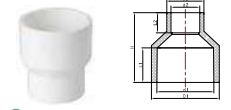
Size Nom	D	d	D1	d1	L	H
20	30.8	27.2	26.5	25	20.6	28



ITEM NO:AUSTL01

STRAIGHT TEE L TYPE

Size Nom	D	d	L1	L2	L3
40	56	48.7	31	54	108
50	69.2	60.8	36	66	132



ITEM NO:AUS004

REDUCING COUPLING

Size Nom	D1	d1	L1	D2	d2	L2	H
20X15	33.6	27.200	22.00	27.30	21.7	20	51
25X15	40.6	34.000	24.00	27.30	22	20	53
25X20	40.6	34.000	24.00	33.60	27	22	55
32X20	50.7	42.700	29.00	33.60	27	22	62
32X25	50.7	42.700	29.00	40.60	34	24	64
40X15	58.3	48.700	32.00	27.30	22	20	66
40X20	58.3	48.700	32.00	33.60	27	22	68
40X25	58.3	48.700	32.00	40.60	34	24	70
40X32	58.3	48.700	32.00	50.70	43	29	76
50X25	70.8	60.800	38.00	40.60	34	24	80
50X32	70.8	60.800	38.00	50.70	43	29	85
50X40	70.8	60.800	38.00	58.30	49	32	89
65X50	87.8	75.800	46.00	70.80	61	38	103
80X50	103.4	89.400	52.00	70.80	61	38	113
80X65	103.4	89.400	52.00	87.80	76	46	121
100X50	133	115.000	62.00	70.80	61	38	126
100X80	133	115.000	62.00	103.40	89	52	143
125X100	162.9	140.900	85.00	133.00	115	62	179
150X100	185	161.000	89.00	133.00	115	62	192



ITEM NO:AUS012

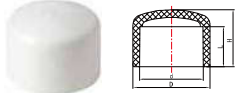
VALVE SOCKET

Size Nom	D	d	d1	L	H	R
15X1/2"	27.3	21.700	13.40	20.00	40	1/2"
20X3/4"	33.6	27.200	17.60	22.00	45	3/4"
25X1"	40.6	34.000	23.20	24.00	49	1"
32X1 1/4"	50.7	42.700	30.40	29.00	57	1 1/4"
40X1"	58.3	48.700	23.20	32.00	58	1"
40X1 1/2"	58.3	48.700	34.60	32.00	60	1 1/2"
40X1 1/4"	58.3	48.700	30.40	32.00	60	1 1/4"
50X2"	70.8	60.800	45.80	38.00	69	2"
65X2 1/2"	87.8	75.800	59.80	46.00	82	2 1/2"
80X3"	103.4	89.400	69.50	52.00	94	3"
100X4"	133	115.000	90.40	62.00	112	4"

PVC PRESSURE PIPES & FITTINGS AS/NZS1477



AS/NZS1477 PVC PRESSURE PIPES & FITTINGS



ITEM NO: AUS016

END PLUG

Size Nom	D	d	L	H
15	27.3	21.700	20.00	28.77
20	33.6	27.200	22.00	32.40
25	40.6	34.000	24.00	35.30
32	50.7	42.700	29.00	42.38
40	58.3	48.700	32.00	47.06
50	70.8	60.800	38.00	54.88
65	87.8	75.800	46.00	65.87
80	103.4	89.400	52.00	76.14
100	133	115.000	62.00	92.87
125	162.9	140.900	85.00	122.10
150	185	161.000	89.00	130.02



ITEM NO: AUS017

VALVE TAKE OFF ADAPTOR

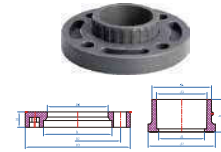
Size Nom	D	d	d1	L	H	R
15X1/2"	21.2	15.60	13.40	20	44	1/2"
20X3/4"	26.6	20.20	17.60	22	48	3/4"
25X1"	33.4	26.80	23.20	24	55.5	1"
32X1 1/4"	42.1	34.10	30.40	29	62.5	1 1/4"
40X1 1/2"	48.1	38.50	34.60	32	66	1 1/2"
50X2"	60.2	50.20	45.80	38	77	2"
65X2 1/2"	75.2	63.20	59.80	53	89	2 1/2"
80X3"	88.7	74.70	69.50	52	100	3"



ITEM NO: AUS011

FAUCET SOCKET

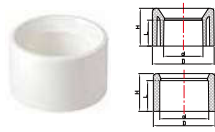
Size Nom	D	D1	d	L	H	Rc
15X1/2"	28.3	28.300	21.70	20.00	41	1/2"
20X3/4"	34.6	34.600	27.20	22.00	45	3/4"
25X1/2"	28.3	41.600	34.00	24.00	45	1/2"
25X3/4"	34.6	41.600	34.00	24.00	47	3/4"
25X1"	41.6	41.600	34.00	24.00	49	1"
32X1 1/4"	51.7	51.700	42.70	29.00	56	1 1/4"
40X1 1/2"	59.3	59.300	48.70	32.00	60	1 1/2"
50X2"	71.8	71.800	60.80	38.00	69	2"
65X2 1/2"	88.8	88.800	75.80	46.00	80.5	2 1/2"
80X3"	104.4	104.400	89.40	52.00	90	3"
100X4"	134	134.000	115.00	62.00	106	4"



ITEM NO: AUS021

VAN STONE FLANGE

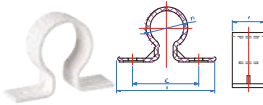
Size Nom	d1	d2	d3	d4	h	D1	D2	D3	D4	H
80	80.8	118.8	89.4	105.457.6	121	151	185	107.4	27	
100	107	151	115	135.6	69	153	183	230	137.6	30
160	155	208	161	97	97	209.8	239.3	292.8	192	32



ITEM NO: AUS005

REDUCING RING

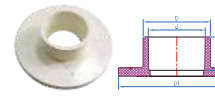
Size Nom	D	d	L	H
20X15	27.200	21.70	20.00	22
25X15	34.000	21.70	20.00	24
25X20	34.000	27.20	22.00	24
32X25	42.700	34.00	24.00	29
40X25	48.700	34.00	24.00	32
40X32	48.700	42.70	29.00	32
50X25	60.800	34.00	24.00	38
50X40	60.800	48.70	32.00	38
65X50	75.800	60.80	38.00	46
80X50	89.400	60.80	38.00	52
100X50	115.000	60.80	38.00	62
100X80	115.000	89.40	52.00	62
150X100	161.000	115.00	62.00	89



ITEM NO: AUS018

PVC CLIP FOR PRESSURE PIPE

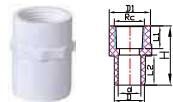
Size Nom	D	D1	R	d
15	60	40	21.3	19.4
20	64	46	31.7	19.4
25	74	53	39.5	19.4
32	81	60	48.2	19.4
40	85	67	54.2	19.4
50	104	80	68.3	19.4



ITEM NO: AUS019

FLANGE

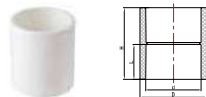
Size Nom	D1	D	d	L1	L2
50	149.4	71.6	60.8	38	47
65	165	89.4	79.8	46	54
80	183	105.4	89.4	52	61.5
100	213.5	135.6	115	62	71
150	279.5	190	161	89	101



ITEM NO: AUS013

FAUCET TAKE OFF ADAPTOR

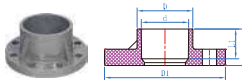
Size Nom	D	d	d1	D1	Rc	L1	L2	H
15x1/2"	20.91	15.6	28.3	16	20.3	41		
20x3/4"	28.4	20.2	34.6	18	21.2	45		
25x3/4"	33	26.8	34.6	18	24	47		
25x1"	33	26.8	41.6	20.5	29.5	54.5		



ITEM NO: AUS003

COUPLING

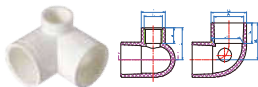
Size Nom	D	d	L	H
15	27.300	21.70	20.00	43
20	33.600	27.20	22.00	47
25	40.600	34.00	24.00	51
32	50.700	42.70	29.00	61
40	58.300	48.70	32.00	68
50	70.800	60.80	38.00	80
65	87.800	75.80	46.00	96
80	103.400	89.40	52.00	108
100	133.000	115.00	62.00	128
150	185.000	161.00	89.00	182



ITEM NO: AUS020

SOCKET FLANGE

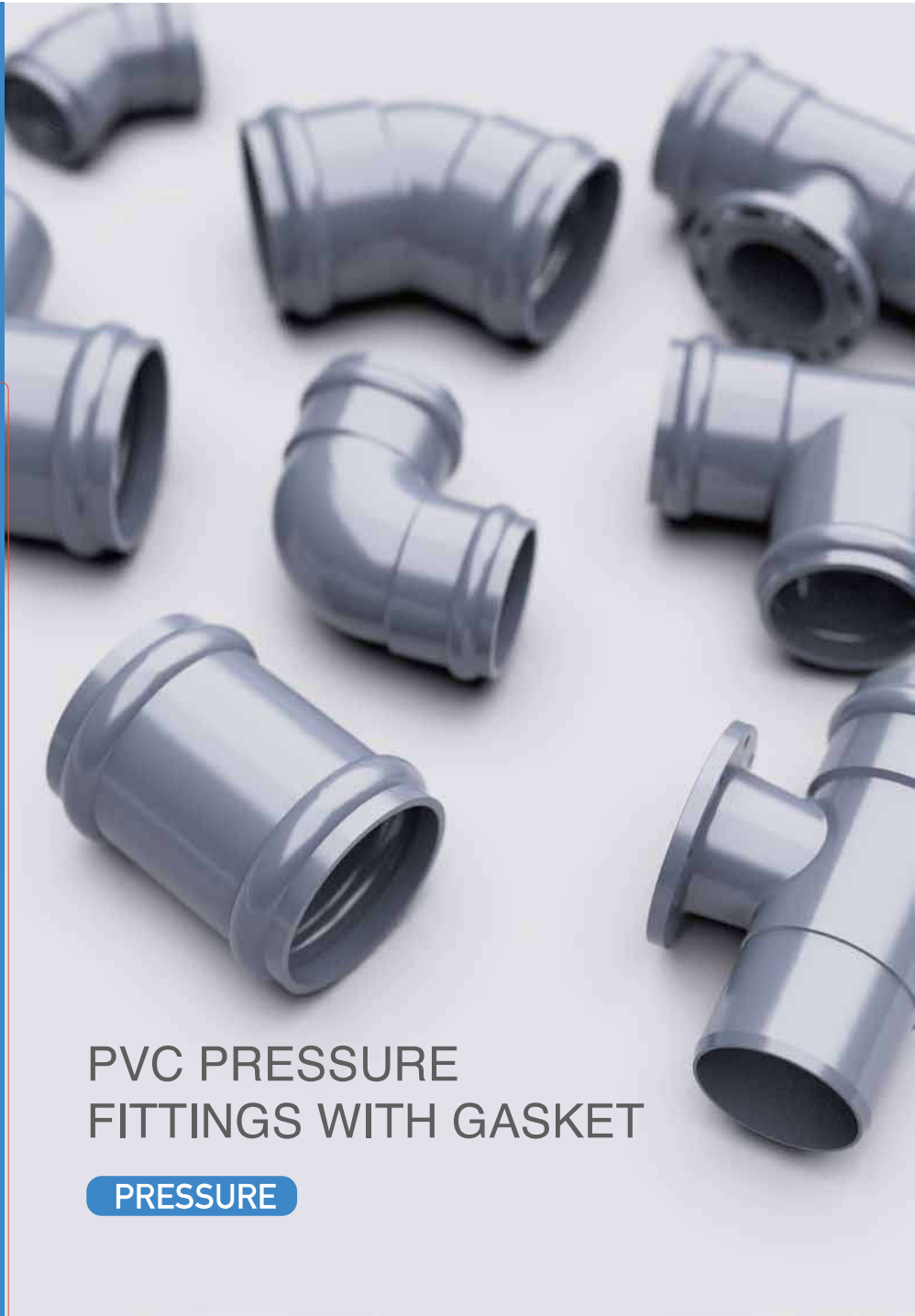
Size Nom	D1	D	d	L1	L2
50	155.2	71.6	60.8	38	47



ITEM NO: AUSE05

90DEG ELBOW SIDE OUTLET 20X15MM

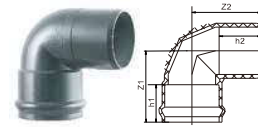
Size Nom	D	D1	D2	D3	D4	H	L	L1	L2
20X1/2" X90	28.3	1/2"	33.6	27.2	26.5	18	33.8	22	37.5
25X1/2" X90	28.3	1/2"	40.6	34	33.3	18	37	24	43



PVC PRESSURE FITTINGS WITH GASKET

PRESSURE

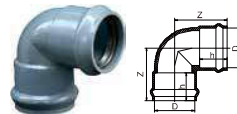
PVC PRESSURE FITTINGS WITH GASKET



ITEM NO:GP001

ONE FAUCET ONE INSERT 90° ELBOW


Spec	Z1	Z2	h1	h2
225	312	296	166	170
250	337.5	340	182	178
315	393	378	198	222



ITEM NO:GP002

TWO FAUCET 90° ELBOW

Spec D	Z	h
63	112	76
75	123	81.5
90	165	114
110	190	122
160	229	142
200	266	153
225	312	163
250	338	177
315	393	198
355	393	206



ITEM NO:GP016

TWO FAUCET COUPLING

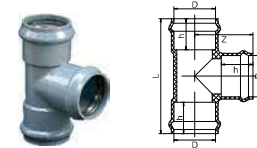
Spec D	L
63	156
75	170
90	235
110	266
160	310
200	338
225	360
250	385
315	460
355	460



ITEM NO:GP004

TWO FAUCET 45° ELBOW

Spec D	Z	h
63	92	76
75	103.5	81.5
90	136	114
110	162.5	122
160	183	141.5
200	210	155
225	222	166
250	248	180
315	298	195
355	292	205



ITEM NO:GP005

THREE FAUCET REGULAR TEE

Spec D	L	h	Z
63	224	76	112
75	245	81.5	122.5
90	330	115	165
110	410	122	206
160	473	141.5	238
200	560	152	280
225	615	166	308
250	666	176	333
315	780	198	390
355	786	206	393

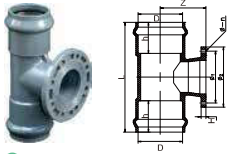


ITEM NO:GP021

REPAIRING JOINT

Spec D	L	H
110	305	221
160	365	252
200	410	290
225		315
250	430	335
315		390

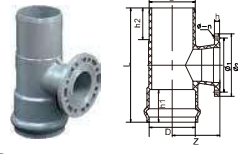
PVC PRESSURE FITTINGS WITH GASKET



ITEM NO:GP006

● TWO FAUCET ONE FLANGE REGULAR TEE

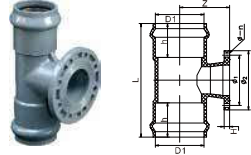
Spec	D	L	h	z	Φ1	Φ2	H	Φ-n
110	413	122	158	180	225	21	17.5	8
160	475	141.5	191	240	285	24	22	8
200	560	155	217.5	295	340	28	22	8
225	611	166	260	295	340	30	22	8



ITEM NO:GP008

● ONE FAUCET ONE FLANGE ONE INSERT REGULAR TEE

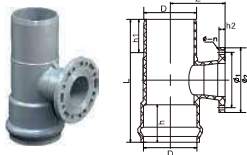
Spec	D	L	h1	h2	h	Φ1	Φ2	Z	Φ-n
110	410	122	127	21	180	225	158	17.5	8
160	480	141.5	144	24	240	285	191	22	8
200	560	155	155	28	295	340	217.5	22	8
225	615	166	167	30	295	340	260	22	8



ITEM NO:GP007

● TWO FAUCET ONE FLANGE REDUCING TEE

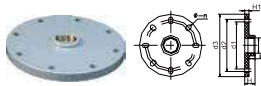
Spec	D1xD2	L	h	Z	Φ1	Φ2	H	Φ-n
160 X 110	428	141.5	191	180	225	21	17.5	8
200 X 110	475	155	210	180	225	21	17.5	8
200 X 160	535	155	216.5	240	285	24	22	8
225 X 110	490	166	225	180	225	21	17.5	8
225 X 160	540	166	230	240	285	24	22	8
250 X 110	520	180	238	180	225	21	17.5	8
250 X 160	573	180	240	240	285	24	22	8
250 X 200	623	180	260	295	340	28	22	8
315 X 110	580.5	198	279	180	225	21	17.5	8
315 X 160	618	198	277	240	285	24	22	8
315 X 200	663	198	292	295	340	28	22	8



ITEM NO:GP009

● ONE FAUCET ONE INSERT ONE FLANGE REDUCING TEE

Spec	D	L	h	h1	h2	Φ1	Φ2	Z	Φ-n
160 X 110	440	141.5	144	21	180	225	191	17.5	8
200 X 110	477	155	155	21	180	225	210	17.5	8
200 X 160	530	155	155	24	240	285	216.5	22	8
225 X 110	495	166	167	21	180	225	225	17.5	8
225 X 160	550	166	167	24	240	285	230	22	8
250 X 110	515	180	182	21	180	225	238	17.5	8
250 X 160	570	180	182	24	240	285	240	22	8
250 X 200	616	180	180	28	295	340	260	22	8
315 X 110	575	198	197	21	180	225	279	17.5	8
315 X 160	618	198	197	24	240	285	277	22	8
315 X 200	663	198	197	28	295	340	292	22	8



ITEM NO:GP019

● COOPER SCREW BLANK FLANGE

Spec	D	d1	d2	d3	H	H1	L	Φ-n
110X2"	170	180	225	38	20	28	17.5	8
160X2"	230	240	285	41.5	25	28	17.5	8
200X2"	295	340	43	28	28	22	22	8

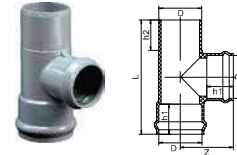


ITEM NO:GP020

● BLANK FLANGE

Spec	D	d1	d2	d3	h	n	R
110	170	180	225	20	8	11	
160	230	240	285	25	8	9	
200	295	340	28	8	11		

PVC PRESSURE FITTINGS WITH GASKET



ITEM NO:GP010

● TWO FAUCET ONE INSERT REGULAR TEE

Spec	D	L	h1	h2	Z
110	410	122	130	206	
160	480	141.5	144	238	
200	560	155	155	280	
225	615	166	167	308	
250	670	180	182	333	
315	780	198	198	390	



ITEM NO:GP013

● THREE FAUCET REDUCING TEE

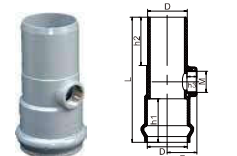
Spec	D1xD2	L	h1	h2	Z
75X63	234	81.5	76	117.5	
90X63	304	115	76	128	
90X75	304	115	81.5	153	
110X63	340	122	76	141	
110X75	340	122	81.5	138	
110X90	340	122	115	197	
160X63	384	141	76	169	
160X75	384	141	81.5	175	
160X90	384	141	115	225	
160X110	430	142	122	220	
200X63	416	152	76	195	
200X75	416	152	81.5	200	
200X90	416	152	115	250	
200X110	477	155	122	235	
200X160	535	155	142	255	
225X110	492	166	122	250	
225X160	545	166	142	270	
250X110	516	180	122	265	
250X160	576	180	142	285	
250X200	618	180	155	315	
315X110	570	198	122	312	
315X160	618	198	142	317	
315X200	658	198	155	344	
355X160	616	206	105	343	
355X200	616	206	155	387	
355X225	664	206	166	370	
355X250	664	206	177	413	



ITEM NO:GP011

● TWO FAUCET ONE INSERT REDUCING TEE

Spec	D1xD2	L	h1	h2	h3	Z
160 X 110	440	141.5	122	144	220	
200 X 110	477	155	122	155	235	
200 X 160	530	155	141.5	155	255	
225 X 110	495	166	122	167	250	
225 X 160	550	166	141.5	167	270	
250 X 110	515	180	122	182	265	
250 X 160	570	180	141.5	182	285	
250 X 200	616	180	155	182	315	
315 X 110	575	198	122	197	312	
315 X 160	618	198	141.5	197	318	
315 X 200	663	198	155	197	344	



ITEM NO:GP012

● ONE FAUCET ONE INSERT COPPER SCREW TEE

Spec	DxRp	L	h1	h2	h3	Z
110X2"	340	122	130	28	81	
160X2"	380	141.5	144	28	103	
200X2"	410	155	155	28	122.5	

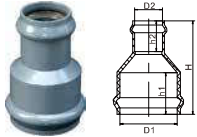


ITEM NO:GP014

● TWO FAUCET COPPER SCREW TEE

Spec	DxRp	H	h	L
63X3/4"	76	52	200	
63X1"	76	52	200	


PVC PRESSURE FITTINGS WITH GASKET



ITEM NO:GP015

TWO FAUCET REDUCER

Spec D1xD2	H	h1	h2
90X63	210	115	76
90X75	212	115	81.5
110X63	230	122	76
110X90	255	123	116
160X110	305	140	122
200X110	324	156	122
200X160	325	155	140
225X110	362	160	122
225X160	355	160	140
225X200	355	160	155
250X110	388	175	122
250X160	375	175	140
250X200	372	175	155
250X225	375	175	165
315X160	431	195	140
315X200	430	195	155
315X250	435	195	182
355X200	455	205	155
355X315	438	205	198



ITEM NO:GP022

SADDLE PIN JOINT WITH COOPER SCREW

Spec D	L	L1	Rp	No. size and length of nuts
90	313	260	1/2"	12-M10x70
110	340	280	1/2"	12-M12x70
125	345	284	1/2"	12-M12x70
140	347	286	1/2"	12-M12x70
160	382	320	1/2"	14-M12x80
200	462	400	1/2"	16-M12x80
225	462	400	1/2"	16-M12x80
250	494	430	1/2"	18-M12x90
315	525	450	1/2"	18-M12x90
355	545	470	1/2"	18-M16x100
400	575	500	1/2"	20-M16x100



ITEM NO:GP017

FAUCET FLANGE

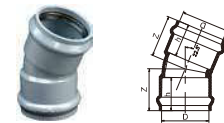
Spec D	d1	d2	H	H1	L	φ	n
63	125	165	88	16	76	17.5	4
75	145	185	92	16	81.5	17.5	4
90	160	200	122	20.5	113.5	17.5	8
110	180	225	148.5	21	124	17.5	8
160	240	285	154	24.5	142	22	8
200	295	336	167.5	27	153	22	8
225	295	340	173.5	31	163	22	8
250	350	395	188	33	177	22	12
315	400	445	215	36.5	199	22	12
355	445-460	505	225	38	209	22	16
400	495-515	565	247.5	41.5	227.5	26	16



ITEM NO:GP018

INSERT FLANGE

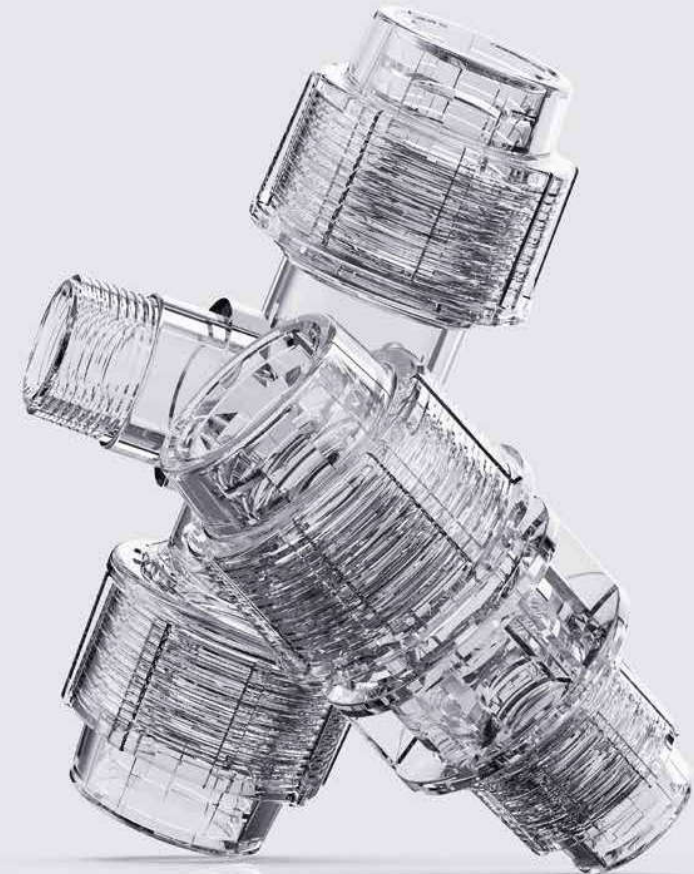
Spec D	d1	d2	H	L	L1	φ	n
63	125	165	110	80	16	17.5	4
75	145	185	113	85	16	17.5	4
90	160	200	153	115	20	17.5	8
110	180	225	167	125	21	17.5	8
160	240	285	196	146	25	22	8
200	295	338	215	166	32	22	8
225	295	340	226.5	170	31	22	8
250	350	395	257.5	180	33	22	12
315	400	445	297.5	200	36.5	22	12
400	495-515	565	303	235	41.5	26	16



ITEM NO:GP003

TWO FAUCET 22.5° ELBOW

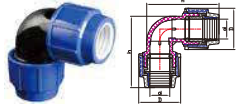
Spec D	Z	h
110	152	122
160	166	140.5
200	190	155
225	191	166
250	224	180
315	268	198



PP COMPRESSION FITTINGS

PRESSURE

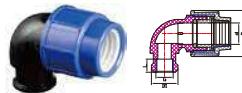
PP COMPRESSION FITTINGS VALVES&FILTERS (EN ISO15874AS/NZS4129)



ITEM NO:PT001

90° ELBOW

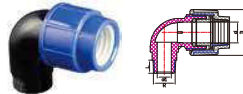
Nom Size	D	d	H
16	38	18.3	63.03
20	44	21	76
25	56	26	96
32	65	33	116
40	80	41	145
50	92	51	163
63	114	64	195
75	128	76	227
90	152	91	264
110	182	111	307



ITEM NO:PT002

FEMALE THREAD ELBOW

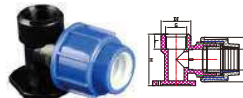
Nom Size	D	d	D1	G	L
16X1/2"	38	18.3	29.7	1/2"	16.5
20X1/2"	44	21	31.6	1/2"	16
20X3/4"	44	21	38.6	3/4"	19
25X1/2"	56	26	31.6	1/2"	16
25X3/4"	56	26	38.6	3/4"	19
32X1/2"	65	33	31.6	1/2"	16
32X3/4"	65	33	38.6	3/4"	19
32X1"	65	33	47.4	1"	22
40X3/4"	80	41	38.6	3/4"	19
40X1"	80	41	47.4	1"	22
40X1 1/4"	80	41	62.0	1 1/4"	24
40X1 1/2"	80	41	67.0	1 1/2"	24
50X1 1/4"	92	51	62.0	1 1/4"	24
50X1 1/2"	92	51	67.0	1 1/2"	24
50X2"	92	51	81.2	2"	28
63X1 1/4"	114	64	62.0	1 1/4"	24
63X1 1/2"	114	64	67.0	1 1/2"	24
63X2"	114	64	81.2	2"	28
75X2"	128	76	81.2	2"	28
75X2 1/2"	128	76	105.0	2 1/2"	33
90X3"	152	91	126.0	3"	35
90X4"	152	91	157.0	4"	40
110X4"	182	111	157.0	4"	40



ITEM NO:PT003

MALE THREAD ELBOW

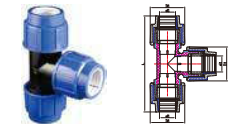
Nom Size	D	d	d1	R	L
20X1/2"	44	21	12	1/2"	14
20X3/4"	44	21	17	3/4"	16
25X1/2"	56	26	12	1/2"	14
25X3/4"	56	26	17	3/4"	16
32X1/2"	65	33	12	1/2"	14
32X3/4"	65	33	17	3/4"	16
32X1"	65	33	22	1"	19
40X1 1/4"	80	41	30	1 1/4"	21
40X1 1/2"	80	41	34	1 1/2"	21
50X1 1/4"	92	51	30	1 1/4"	21
50X1 1/2"	92	51	34	1 1/2"	21
50X2"	92	51	44	2"	26
63X1 1/4"	114	64	30	1 1/4"	21
63X1 1/2"	114	64	33	1 1/2"	21
63X2"	114	64	46	2"	26
75X2 1/2"	128	76	59	2 1/2"	30
90X3"	152	91	70	3"	33
90X4"	152	91	91	4"	38
110X4"	182	111	89	4"	38



ITEM NO:PT004

FEMALE THREAD ELBOW WITH BRACKET

Nom Size	D	d1	L	D2	d2	H
25X3/4"	37	3/4"	19	56	26	65



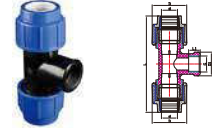
ITEM NO:PT005

TEE

Nom Size	D	d	L
16	38	18.3	104.59
20	44	21	125
25	56	26	158
32	65	33	189
40	80	41	239
50	92	51	262
63	114	64	303
75	128	76	365
90	152	91	420
110	182	111	482



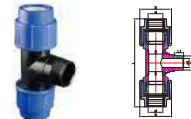
(EN ISO15874AS/NZS4129) PP COMPRESSION FITTINGS VALVES&FILTERS



ITEM NO:PT006

FEMALE THREAD TEE

Nom Size	D	d	D1	G	L1	L
16X1/2"	38	18.3	29.7	1/2"	16.5	104.59
20X1/2"	44	21	31.6	1/2"	16	125
20X3/4"	44	21	38.6	3/4"	19	125
25X1/2"	56	26	31.6	1/2"	16	158
25X3/4"	56	26	38.6	3/4"	19	158
25X1"	56	26	47.4	1"	22	158
32X1/2"	65	33	31.6	1/2"	16	189
32X3/4"	65	33	38.6	3/4"	19	189
32X1"	65	33	47.4	1"	22	189
40X1 1/4"	80	41	62.0	1 1/4"	24	239
50X1"	92	51	47.4	1"	22	262
50X1 1/2"	92	51	67.0	1 1/2"	24	262
50X2"	92	51	81.2	2"	28	262
63X1"	114	64	47.4	1"	22	303
63X2"	114	64	81.2	2"	28	303
75X2 1/2"	128	76	105	2 1/2"	33	365
90X3"	152	91	126	3"	35	420
110X3"	182	111	126	3"	35	482
110X4"	182	111	157	4"	40	482



ITEM NO:PT007

MALE THREAD TEE


Nom Size	D	d	D1	R	L1	L
20X1/2"	44	21	12	1/2"	14	125
20X3/4"	44	21	16	3/4"	16	125
25X1/2"	56	26	12	1/2"	14	158
25X3/4"	56	26	16	3/4"	16	158
32X1/2"	65	33	12	1/2"	14	189
32X1"	65	33	22	1"	19	189
40X1 1/4"	80	41	30	1 1/4"	21	239
40X1 1/2"	80	41	34	1 1/2"	21	239
50X1 1/2"	92	51	34	1 1/2"	21	262
50X2"	92	51	46	2"	26	262
63X2"	114	64	46	2"	26	303
75X2 1/2"	128	76	59	2 1/2"	30	365
90X3"	152	91	70	3"	33	420
90X4"	152	91	89	4"	38	420
110X4"	182	111	89	4"	38	482



ITEM NO:PT008

FEMALE THREAD SOCKET

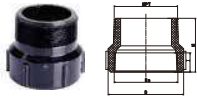
Nom Size	D	d	D1	G	L	h
16X1/2"	38	18.3	29.7	1/2"	15.8	59.29
20X1/2"	44	21	31.6	1/2"	16	75
20X3/4"	44	21	38.6	3/4"	19	78
25X1/2"	56	26	31.6	1/2"	16	92
25X3/4"	56	26	38.6	3/4"	19	95
25X1"	56	26	47.4	1"	22	98
32X3/4"	65	33	38.6	3/4"	19	107
32X1"	65	33	47.4	1"	22	110
40X1 1/4"	80	41	62	1 1/4"	24	137
50X1 1/4"	92	51	62	1 1/4"	24	151
50X1 1/2"	92	51	67	1 1/2"	24	151
50X2"	92	51	81.2	2"	28	155
63X1 1/2"	114	64	67	1 1/2"	24	161
63X2"	114	64	81.2	2"	28	165
75X2"	128	76	81.2	2"	28	188
75X2 1/2"	128	76	105	2 1/2"	33	193
75X3"	128	76	126	3"	35	195
90X2 1/2"	152	91	105	2 1/2"	33	212
90X3"	152	91	126	3"	35	214
90X4"	152	91	157	4"	40	219
110X2"	182	111	81.2	2"	28	228
110X3"	182	111	126	3"	35	235
110X4"	182	111	157	4"	40	240



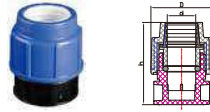
ITEM NO:PT015

COMPRESSION TRUE UNION BALL VALVE

Nom Size	D	D1	d1	d2	L	L1	L2	H
20	40	42.4	21.6	15	13.5	143.6	55.5	47.4
25	48	49	26	22	16	164.82	64	56.3
32	56	59	34	24	17	183.1	73.3	63.4
40								
50								
63								



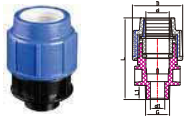
ITEM NO:PEC01



ITEM NO:PT013

● BSPT&NPT THREAD TRANSFER SOCKET

Nom Size	D	Rc	NPT	I	H
2 1/2"	90.4	2 1/2"	2 1/2"	34	87.5
3"	104.4	3"	3"	35	95.3
4"	134	4"	4"	35	97



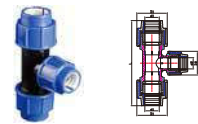
ITEM NO:PT009

● MALE THREAD SOCKET

Nom Size	D	d	d1	R	L1	L
16X1/2"	38	18.3	12	1/2"	14	57.49
20X1/2"	44	21	12	1/2"	14	73
20X3/4"	44	21	16	3/4"	16	75
20X1"	44	21	22	1"	19	78
25X1/2"	56	26	12	1/2"	14	90
25X3/4"	56	26	16	3/4"	16	92
25X1"	56	26	22	1"	19	95
32X3/4"	65	33	16	3/4"	16	104
32X1"	65	33	22	1"	19	107
32X1 1/4"	65	33	30	1 1/4"	21	109
40X1"	80	41	22	1"	19	132
40X1 1/4"	80	41	30	1 1/4"	21	135
40X1 1/2"	80	41	34	1 1/2"	21	135
50X1 1/4"	92	51	30	1 1/4"	21	148
50X1 1/2"	92	51	34	1 1/2"	21	148
50X2"	92	51	46	2"	26	153
63X1 1/2"	114	64	34	1 1/2"	21	158
63X2"	114	64	46	2"	26	163
75X2"	128	76	46	2"	26	186
75X2 1/2"	128	76	59	2 1/2"	30	190
75X3"	128	76	70	3"	33	193
90X2"	152	91	46	2"	26	205
90X2 1/2"	152	91	59	2 1/2"	30	209
90X3"	152	91	70	3"	33	212
90X4"	152	91	89	4"	38	217
110X2"	182	111	46	2"	26	226
110X3"	182	111	70	3"	33	233
110X4"	182	111	89	4"	38	238

● END CAP

Nom Size	D	d	h
20	44	21	59
25	56	26	76
32	65	33	88
40	80	41	113
50	92	51	127
63	114	64	137
75	128	76	160
90	152	91	179
110	182	111	200



ITEM NO:PT010

● REDUCING TEE

Nom Size	D1	d1	D2	d2	L
20X25	44	21	56	26	125
25X20	56	26	44	21	158
32X20	65	33	44	21	179.5
32X25	65	33	56	26	189
40X25	80	41	56	26	233
40X32	80	41	65	33	239
50X25	92	51	56	26	256.3
50X32	92	51	65	33	262
50X40	92	51	80	41	262
63X32	114	64	65	33	285.2
63X50	114	64	92	51	303
75X50	128	76	92	51	352
75X63	128	76	114	64	365
90x63	152	91	114	64	408.2
90X75	152	91	128	76	420
110X90	182	111	152	91	482



ITEM NO:PT011

● REDUCING SOCKET

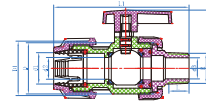
Nom Size	D1	d1	D2	d2	L
25X20	56	26	44	21	117
32X20	65	33	44	21	129
32X25	65	33	56	26	143
40X25	80	41	56	26	168
40X32	80	41	65	33	174
50X32	92	51	65	33	188
50X40	92	51	80	41	207
63X32	114	64	65	33	198
63X50	114	64	92	51	227
75X50	128	76	92	51	250
75X63	128	76	114	64	256
90X63	152	91	114	64	275
90X75	152	91	128	76	295
110X90	182	111	152	91	332



ITEM NO:PT012

● SOCKET

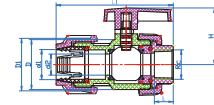
Nom Size	D	d	L
16	38	18.3	80.59
20	44	21	100
25	56	26	130
32	65	33	149
40	80	41	193
50	92	51	216
63	114	64	233
75	128	76	276
90	152	91	311
110	182	111	350



ITEM NO:PT016

● PP MALE UNION VALVE

Nom Size	d1	d2	D1	D	L	L1	d3	R	H
20	21.6	15	42.4	40	16	112.7	13.5	1/2"	47.4
25	26	22	49	48	17.5	127.32	18	3/4"	56.3
32	34	24	59	56	22	22	23	1"	63.4



ITEM NO:PT017

● PP FEMALE UNION VALVE

Nom Size	d1	d2	D1	D	L	L1	Rc	L
20	21.6	15	42.4	40	16	104	1/2"	47.4
25	26	22	49	48	17.5	117	3/4"	56.3
32	34	24	59	56	22	131	1"	63.4

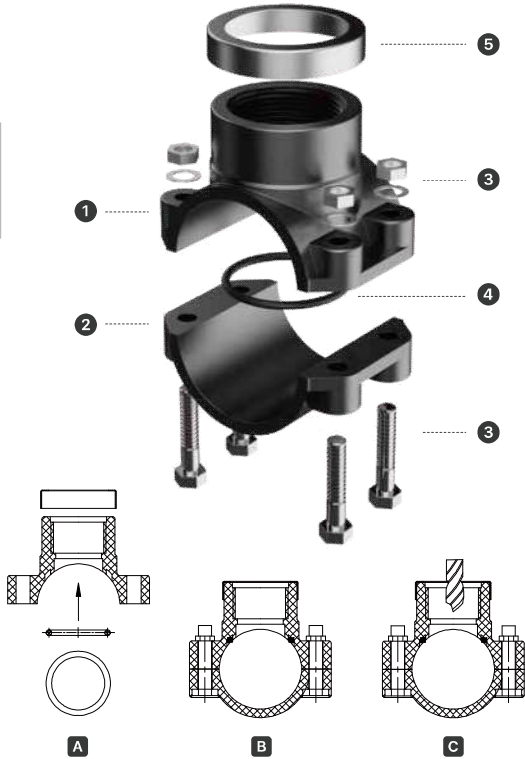


Saddle clamps

FEATURES

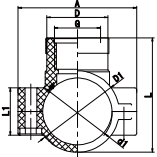
Material: PP
 To be installed on pipes conforming to:
 | PE: EN 12201 / ISO 3607 / ISO 14236 / DIN 8072 / DIN 8074 / UNI 10910
 | PP: ISO 3609 / DIN 8077 / UNI 8318
 | PVC-U: EN 1452-2

Fig. Parts	Material
1 Upper Body	PP
2 Lower Body	PP
3 Bolts and Nuts	Zinc Plated Steel
4 O-Ring	NBR
5 Reinforce Ring	Stainless Steel



ASSEMBLY

- A** Clean the external surface of the pipe. Be sure that the O-Ring is in its position.
- B** Couple the upper portion of the saddle with the lower one on the pipe. Insert the bolts, screw in the nuts and tighten the bolts diagonally opposite each other.
- C** Drill a hole in the pipe wall. Do not damage the O-Ring or the pipe near the seal zone. Use the right tools.



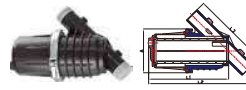
Nom Size	D	G	D1	d1	L1	L	A	Nom Size	D	G	D1	d1	L1	L	A
25X1/2"	31	1/2"	34	25	26	50	76	90X1"	44	1"	105	90	44	126	138
25X3/4"	37	3/4"	34	25	26	52	76	90X1 1/4"	53	1 1/4"	105	90	44	129	138
32X1/2"	31	1/2"	41	32	27	51	78	90X1 1/2"	61.6	1 1/2"	105	90	44	129	138
32X3/4"	37	3/4"	41	32	27	53	78	90X2"	74	2"	105	90	44	129	138
32X1"	44	1"	41	32	27	56	84	110X1/2"	31	1/2"	126.4	110	37.2	142	158
40X1/2"	37	1/2"	50	40	32	66	85	110X3/4"	37	3/4"	126.4	110	37.2	142.2	158
40X3/4"	37	3/4"	50	40	32	68.5	85	110X1"	44	1"	126.4	110	37.0	147.2	158
40X1"	44	1"	50	40	32	71.5	85	110X1 1/2"	61.6	1 1/2"	126.4	110	37.2	148.7	158
50X1/2"	44	1/2"	60	50	34	76	85	110X1 1/4"	53	1 1/4"	126.4	110	37.2	148.7	158
50X3/4"	44	3/4"	60	50	34	78	85.5	110X2"	73.4	2"	126.3	110	37.2	147.2	158
50X1"	44	1"	60	50	34	81.4	85.5	110X3"	104	3"	126.4	110	37.2	158.7	158
50X1 1/4"	53	1 1/4"	60	50	34	85	85.5	125x1/2"	31	1/2"	142.8	125	37.2	160.2	175
63X1/2"	31	1/2"	74.2	63	36	90.2	96	125x3/4"	37	3/4"	142.8	125	37.2	160.4	175
63X3/4"	37	3/4"	74.2	63	36	92.2	100	125x1 1/2"	62	1 1/2"	142.8	125	37.2	164.4	175
63X1"	44	1"	74.2	63	36	97.0	100	125x2"	74.5	2"	142.8	125	37.2	165.2	175
63X1 1/4"	53	1 1/4"	74.2	63	36	98.2	100	140x3/4"	37	3/4"	159.2	140	37.2	178.1	192
63X1 1/2"	1.6	1 1/2"	74.2	63	36	98.2	100	140x1 1/2"	65	1 1/2"	159.2	140	37.2	184.6	192
75X1/2"	31	1/2"	89	75	45	105	100	140x2"	74.5	2"	159.2	140	37.2	188.8	192
75X3/4"	37	3/4"	89	75	45	107	117.6	160X1/2"	31	1/2"	181	160	51	200.5	211
75X1"	44	1"	90.2	75	45	108	117.6	160X1"	44	1"	181	160	51	200.5	211
75X1 1/4"	53	1 1/4"	89	75	45	110.5	117.6	160X2"	73.4	2"	181	160	51	200.5	211
75X1 1/2"	61.6	1 1/2"	89	75	45	108	117.6	160X3"	104	3"	181	160	51	212	211
75X2"	74	2"	89	75	45	112.5	117.57	200X2"	73.4	2"	222.6	200	57.6	244.9	265
90X1/2"	31.2	1/2"	105	90	44	121	117.6	200X3"	104	3"	181	200	57.6	265.2	253
90X3/4"	37	3/4"	105	90	44	123	138								



ITEM NO:PT014

FLANGE

Nom Size	50X1 1/2"	50X1 1/2"	50X2"	63X2"	63X2 1/2"
75X2 1/2"	75X3"	90X3"	90X4"	110X4"	



ITEM NO:PI002

IRRIGATION FILTER

Nom Size	A	L1	L2	L3
63	175	318	414	312



ITEM NO:PI003

IRRIGATION VALVE


Nom Size	d	d1	A	H	L
16	12	10	29	53	96



ITEM NO:PTC01

TANK CONNECTOR

Nom Size	Rc	D	D1	L	L1	H	G
1/2"	1/2"	40	45	15	20	70	1/2"
3/4"	3/4"	44	48	17.6	25.36	76	3/4"
1"	1"	55	60	22	31.7	95	1"
1 1/4"	1 1/4"	70	75.5	27	35.6	121	1 1/4"
1 1/2"	1 1/2"	72	78	27.5	37.7	129	1 1/2"
2"	2"	86	93	31	43.7	157.5	2"
3"	3"	90	99	35	46	162	3"



ITEM NO:PI001

ADJUSTABLE DRIPPER

Nom Size	D1	A	L1	L
15	20		9.5	20.5



ITEM NO:PI004

IRRIGATION FITTING

Nom Size	d	d1	A	L
16	12	9	35	57



ITEM NO:PI005

PP IRRIGATION CAP L

Nom Size	A	L
8		11



ITEM NO:PI006

PP IRRIGATION CAP II

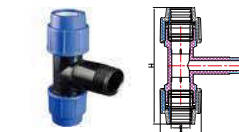
Nom Size	d	A	L
6		8.5	20



ITEM NO:PI007

IRRIGATION ROLLING FITTING

Nom Size	d	d1	A	L
16	11	7	46	118

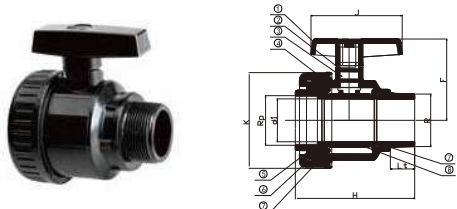


ITEM NO:PT014

LONG MALE TEE

Nom Size	D	d	H	Rc
25X1/2"	56	26	158.22	1/2"

PP COMPRESSION FITTINGS VALVES&FILTERS (EN ISO15874AS/NZS4129)



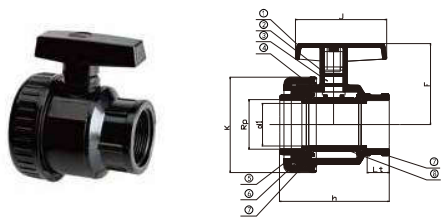
ITEM NO: UMF01

● SINGLE UNION BALL VALVE M/F

NO.	PART	MATERIAL	Q'TY	NO.	PART	MATERIAL	Q'TY
1	Handle	PVC PP	1	5	End Connector	PVC PP	1
2	Stem O-Ring	EPDM	2	6	Seal Seat	TPE	2
3	Stem	PVC PP	1	7	Carrier O Ring	EPDM	1
4	Union Nut	PVC PP	1	8	Ball	PVC PP	1

● SINGLE UNION BALL VALVE M/F

Nom Size	DN	Lt	H	F	J	K	d1
3/4"X3/4"	20	16	80	58	65	59	19
1"X1"	25	17	90	67	75	67	23
1 1/4"X1 1/4"	32	21	106	76	85	79	32
1 1/2"X1 1/2"	40	24	126	83	94	93	39
2"X2"	50	26	145	101	109	114	46
2 1/2"X2 1/2"	65	28	177	127	138	144	64
3"X3"	80	35	204	143	158	168	76
4"X4"	100	37	250	169	180	210	97



ITEM NO: UFF01

● SINGLE UNION BALL VALVE F/F

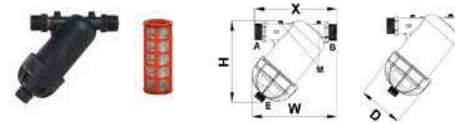
NO.	PART	MATERIAL	Q'TY	NO.	PART	MATERIAL	Q'TY
1	Handle	PVC PP	1	5	End Connector	PVC PP	1
2	Stem O-Ring	EPDM	2	6	Seal Seat	TPE	2
3	Stem	PVC PP	1	7	Carrier O Ring	EPDM	1
4	Union Nut	PVC PP	1	8	Ball	PVC PP	1

● SINGLE UNION BALL VALVE M/F

Nom Size	DN	Lt	H	F	J	K	d1
3/4"X3/4"	20	20	81	58	65	59	19
1"X1"	25	22	91	67	75	67	23
1 1/4"X1 1/4"	32	25	101	76	85	79	32
1 1/2"X1 1/2"	40	25	109	83	94	93	39
2"X2"	50	29	135	101	109	114	46
2 1/2"X2 1/2"	65	36	177	127	138	144	64
3"X3"	80	36	180	143	158	168	76
4"X4"	100	49	228	169	180	210	97



(EN ISO15874AS/NZS4129) PP COMPRESSION FITTINGS VALVES&FILTERS



ITEM NO: FLT6001

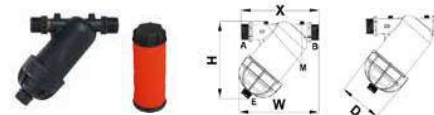
● Y SCREEN FILTER

MODEL	DIMENSIONS / mm				
	A-B	H	W	X	D
3/4"	3/4" BSP	173	185	158	83
1"	1" BSP	173	190	168	83
1 1/2" SUPER	1 1/2" BSP	246	261	252	143
2"	2" BSP	255	272	263	143

● MAXIMUM PRESSURE 8 BAR/116 PSI; MAXIMUM TEMPRETURE 60°C / 140F

● PERFORMANCE DATA

size	connector	max recommended flow		filter surface	
3/4"	3/4" BSP	5 M3/H	22 GPM	160 CM2	25 IN2
1"	1" BSP	6 M3/H	26 GPM	160 CM2	25 IN2
1 1/2"	1 1/2" BSP	20 M3/H	88 GPM	490 CM2	76 IN2
2"	2" BSP	25 M3/H	110 GPM	485 Cm2	75 In2



ITEM NO: FLT6003

● Y DISC FILTER

MODEL	DIMENSIONS / mm				
	A-B	H	W	X	D
3/4"	3/4" BSP	173	185	158	83
1"	1" BSP	173	190	168	83
1 1/2" SUPER	1 1/2" BSP	246	261	252	143
2"	2" BSP	255	272	263	143

● MAXIMUM PRESSURE 8 BAR/116 PSI; MAXIMUM TEMPRETURE 60°C / 140F

● PERFORMANCE DATA

size	connector	max recommended flow		filter surface	
3/4"	3/4" BSP	5 M3/H	22 GPM	180 CM2	28 IN2
1"	1" BSP	6 M3/H	26 GPM	180 CM2	28 IN2
1 1/2"	1 1/2" BSP	20 M3/H	88 GPM	535 CM2	83 IN2
2"	2" BSP	25 M3/H	110 GPM	525 Cm2	81 In2

PP COMPRESSION FITTINGS VALVES&FILTERS (EN ISO15874AS/NZS4129)



ITEM NO: FLT6013

● SCREEN FILTER

CONNECTOR	MODEL	CONNECTION			DIMENSIONS(mm)		
		A	B	C	N	W	X
2" NORMAL	2NR	BSP	BSP	BSP	597	309	133
	2NA	NPT	NPT	NPT			
	2NV	VIC	VIC	BSP			
	2NW	VIC	BSP	VIC			
2" SUPER	2SR	BSP	BSP	BSP	721	309	133
	2SA	NPT	NPT	NPT			
	2SV	VIC	VIC	BSP			
3" NORMAL	3NR	BSP	BSP	BSP	623	34	160
	3NA	NPT	NPT	NPT			
	3NV	VIC	VIC	BSP			
	3NW	VIC	BSP	VIC			
3" SUPER	3SR	BSP	BSP	BSP	747	340	160
	3SA	NPT	NPT	NPT			
	3SV	VIC	VIC	BSP			
	3SW	VIC	BSP	VIC			

- PH>4 MAXIMUM PRESSURE 10 BAR/145 PSI; MAXIMUM TEMPRETURE 60°C / 140F
- PERFORMANCE DATA

size	connector	max recommended flow		filter surface	
2"	2" BSP	30 M3/H	132 GPM	815 CM2	126 IN2
2" super size	2" BSP	30 M3/H	132 GPM	1087 CM2	169 IN2
3"	3" BSP	30 M3/H	132 GPM	1087 CM2	169 IN2
3" super size	3" BSP	50 M3/H	220 GPM	1087 Cm2	169 In2



ITEM NO: FLT6014

● DISC FILTER

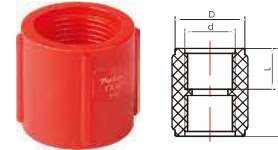
CONNECTOR	MODEL	CONNECTION			DIMENSIONS(mm)		
		A	B	C	N	W	X
2" NORMAL	2NR	BSP	BSP	BSP	597	309	133
	2NA	NPT	NPT	NPT			
	2NV	VIC	VIC	BSP			
	2NW	VIC	BSP	VIC			
2" SUPER	2SR	BSP	BSP	BSP	721	309	133
	2SA	NPT	NPT	NPT			
	2SV	VIC	VIC	BSP			
3" NORMAL	3NR	BSP	BSP	BSP	623	34	160
	3NA	NPT	NPT	NPT			
	3NV	VIC	VIC	BSP			
	3NW	VIC	BSP	VIC			
3" SUPER	3SR	BSP	BSP	BSP	747	340	160
	3SA	NPT	NPT	NPT			
	3SV	VIC	VIC	BSP			
	3SW	VIC	BSP	VIC			

- PH>4 MAXIMUM PRESSURE 10 BAR/145 PSI; MAXIMUM TEMPRETURE 60°C / 140F
- PERFORMANCE DATA

size	connector	max recommended flow		filter surface	
2"	2" BSP	30 M3/H	132 GPM	1198 CM2	186 IN2
2" super size	2" BSP	30 M3/H	132 GPM	1699 CM2	263 IN2
3"	3" BSP	30 M3/H	132 GPM	1699 CM2	263 IN2
3" super size	3" BSP	50 M3/H	220 GPM	1699 Cm2	263 In2

PP THREAD FITTINGS

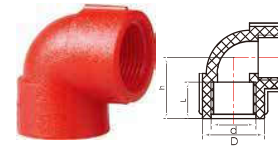
ITEM NO : PEX 001



● COUPLING

Size Nom	D	d	L	H
1/2"	29	G1/2"	17	36.5
3/4"	35	G3/4"	17	36.5
1"	43	G1"	20	42

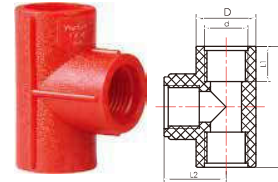
ITEM NO : PEX 002



● 90° ELBOW

Size Nom	D	d	L	h
1/2"	29	G1/2"	17	28.5
3/4"	35	G3/4"	17	34.3
1"	43	G1"	20	38.5

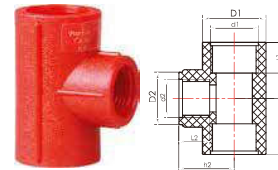
ITEM NO : PEX 003



● TEE

	D	d	L1	L2	L3
1/2"	29	G1/2"	17	30	58.5
3/4"	35	G3/4"	17	31.5	62
1"	43	G1"	20	37.5	75

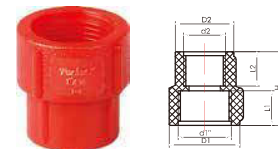
ITEM NO : PEX 004



● REDUCING TEE

	D1	d1	L1	h1	D2	d2	L2	h2	H
1/2"X3/4"	35	G3/4"	17	31	29	G1/2"	17	30.6	62
1"X1/2"	43	G1"	20	37.5	29	G1/2"	17	34	75
1"X3/4"	43	G1"	20	37.5	35	G3/4"	17	34	75

ITEM NO : PEX 005

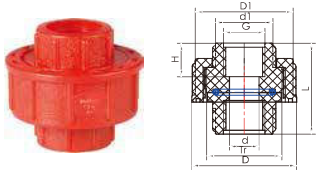


● REDUCING COUPLING

	D1	d1	L1	D2	d2	L2	H
1/2"X3/4"	35	G3/4"	17	29	G1/2"	17	36.4
1"X1/2"	43	G1"	20	29	G1/2"	17	39
1"X3/4"	43	G1"	20	35	G3/4"	17	39.3

PP THREAD FITTINGS

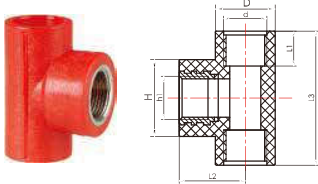
ITEM NO : PEX 006



UNION

	D1	d1	G	H	d	Tr	D	L
1/2"	49.5	29	20.96	17	15	38	53	46
3/4"	55.4	35	26	16	20	47	59.8	55
1"	65.5	43	33.24	20	25	55	70.8	62.3

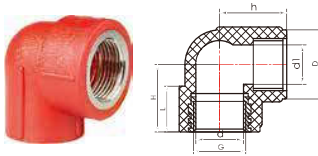
ITEM NO : PEX 007



FEMALE THREAD TEE

	D	d	L1	L2	L3	H	h1
1/2"	29	G1/2"	17	32	65	37.2	G1/2"
3/4"	35	G3/4"	17	35.5	70.8	43	G3/4"
1"	43	G1"	20	41.5	85	52	G1"

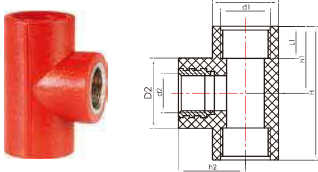
ITEM NO : PEX 008



FEMALE THREAD ELBOW

	D	G	d	d1	L	h	H
1/2"	29.5	G1/2"	18.64	15	23	31.95	31.5
3/4"	35	G3/4"	24.12	20	17	34.3	34.3
1"	43	G1"	30.3	25	26.4	40.5	40.1

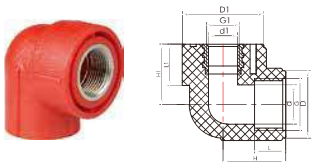
ITEM NO : PEX 009



REDUCER FEMALE THREAD TEE

	D1	d1	L1	h1	D2	d2	h2	H
1/2" X3/4"	35	G3/4"	17	35.4	37.2	G1/2"	35.5	70.8
1" X1/2"	43	G1"	20	42.5	37.2	G1/2"	37.5	85
1" X3/4"	43	G1"	20	42.5	43	G3/4"	37.5	85

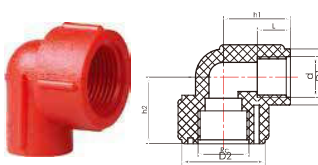
ITEM NO : PEX 010



REDUCER FEMALE THREAD ELBOW

Size Nom	D	G	G1	d	L	H	L1	H1	D1	d1
3/4" X1/2"	35	G3/4"	G1/2"	20	17	35.8	23.3	34.3	41	18.64
1" X1/2"	43	G1"	G1/2"	25	20	40	26.4	38.5	52	18.64
1" X3/4"	43	G1"	G3/4"	25	20	40.5	38.5	52	24.12	

ITEM NO : PEX 011



REDUCER ELBOW

	D1	D2	d	L	h1	h2	Rc
1/2" X3/4"	29	43	G3/4"	17	34.5	34.5	G1/2"
1" X1/2"	29	43	G1/2"	17	34.5	34.5	G1"



PE PIPES&FITTINGS

PRESSURE

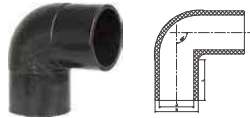
BUTT WELDING PE FITTING



ITEM NO:PEBW001

45° ELBOW

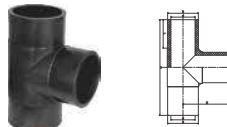
SIZE (mm)					
75	90	110	125	160	200
225	250	280	315	355	400
450	500	560	630	355	400



ITEM NO:PEBW002

90° ELBOW

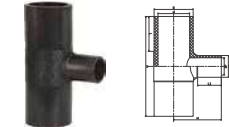
SIZE (mm)					
63	75	90	110	125	140
160	180	200	225	250	280
315	355	400	500	630	



ITEM NO:PEBW003

TEE

SIZE (mm)					
63	75	90	110	125	140
160	180	200	225	250	280
315	355	400	500	630	



ITEM NO:PEBW004

REDUCING TEE

SIZE (mm)					
63X50	75X50	75X63	90X50	90X63	90X75
110X50	110X63	110X75	110X90	125X50	125X63
125X75	125X90	125X110	140X63	140X75	140X90
140X110	140X125	160X50	160X63	160X75	160X110
180X110	180X125	180X140	180X160	200X63	200X75
200X90	200X110	200X160	225X110	225X160	225X200
250X110	250X160	250X200	280X110	280X160	280X200
280X250	315X110	315X160	315X200	315X225	315X250
355X160	355X200	355X250	355X280	355X315	400X110
400X160	400X200	400X250	400X315	450X315	450X400
500X110	500X160	500X200	500X250	500X315	500X400
630X110	630X160	630X200	630X250	630X315	630X400
630X500					



ITEM NO:PEBW005

END CAP

SIZE (mm)					
75	90	110	125	140	160
180	200	225	250	280	315
355	400	450	500	560	630



ITEM NO:PEBW006

REDUCING SOCKET

SIZE (mm)					
75X63	90X50	90X63	90X75	110X50	110X63
110X75	110X90	125X75	125X90	125X110	160X63
160X75	160X90	160X110	160X125	180X90	180X140
200X90	200X110	200X160	225X110	225X160	225X200
250X110	250X160	250X200	315X110	315X160	315X200
315X250	400X315	500X400	630X500		



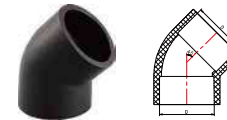
ITEM NO:PEBW007

FLANGE

SIZE (mm)					
50	63	75	90	110	125
140	160	180	200	225	250
280	315	355	400	450	500
560	630	710	800	900	1000



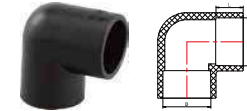
SOCKET WELDING PE FITTING



ITEM NO:PESW001

45° ELBOW

SIZE (mm)					
20	25	32	40	50	63



ITEM NO:PESW002

90° ELBOW

SIZE (mm)					
20	25	32	40	50	63



ITEM NO:PESW003

TEE

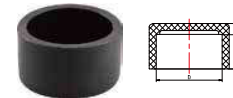
SIZE (mm)					
20	25	32	40	50	63



ITEM NO:PESW004

REDUCING TEE

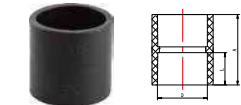
SIZE (mm)					
25X20	32X20	32X25	40X20	40X25	40X32
50X20	50X25	50X32	50X40	63X20	63X25
63X32	63X40	63X50			



ITEM NO:PESW005

END CAP

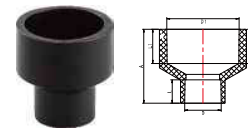
SIZE (mm)					
20	25	32	40	50	63



ITEM NO:PESW006

SOCKET


SIZE (mm)					
20	25	32	40	50	63



ITEM NO:PESW007

REDUCING SOCKET

SIZE (mm)					
25X20	32X20	32X25	40X20	40X25	40X32
50X20	50X25	50X32	50X40	63X20	63X25
63X32	63X40	63X50			



ITEM NO:PESW008

FEMALE SOCKET

SIZE (mm)					
20X1/2"	25X1/2"	25X3/4"	32X1/2"	32X3/4"	32X1"
40X1 1/4"	40X1 1/2"	50X1 1/2"	63X2"		

SOCKET WELDING PE FITTING

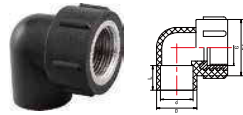


ITEM NO: PESW009

MALE SOCKET

SIZE (mm)

20X1/2"	25X1/2"	25X3/4"	32X1/2"	32X3/4"	32X1"
40X1 1/4"	40X1 1/2"	50X1 1/2"	63X2"		

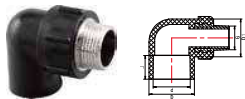


ITEM NO: PESW010

FEMALE ELBOW

SIZE (mm)

20X1/2"	25X1/2"	25X3/4"	32X1/2"	32X3/4"	32X1"
---------	---------	---------	---------	---------	-------



ITEM NO: PESW011

MALE ELBOW

SIZE (mm)

20X1/2"	25X1/2"	25X3/4"	32X1/2"	32X3/4"	32X1"
---------	---------	---------	---------	---------	-------



ITEM NO: PESW012

FEMALE TEE

SIZE (mm)

20X1/2"	25X1/2"	25X3/4"	32X1/2"	32X3/4"	32X1"
---------	---------	---------	---------	---------	-------

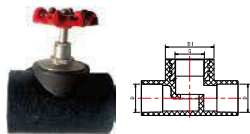


ITEM NO: PESW013

MALE TEE

SIZE (mm)

20X1/2"	25X1/2"	25X3/4"	32X1/2"	32X3/4"	32X1"
---------	---------	---------	---------	---------	-------



ITEM NO: PESW014

STOP VALVE

SIZE (mm)

20	25	32	40	50	63
----	----	----	----	----	----



PE
ELECTROFUSION
FITTINGS
WATER&GAS

ELECTROFUSION FITTING SERIES



ITEM NO: PEGP001



ITEM NO: PEGP002

PE PIPE FOR GAS SUPPLY

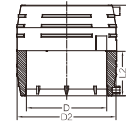
Nominal OD (mm)	Minimum wall thickness (mm)		
	SDR11	SDR17	SDR17.6
20	3.0	2.3	2.3
25	3.0	2.3	2.3
32	3.0	2.3	2.3
40	3.7	2.4	2.3
50	4.6	3.0	2.9
63	5.8	3.8	3.6
75	6.8	4.5	4.3
90	8.2	5.4	5.2
110	10.0	6.6	6.3
125	11.4	7.4	7.1
140	12.7	8.3	8.0
160	14.6	9.5	9.1
180	16.4	10.7	10.3
200	18.2	11.9	11.4
225	20.5	13.4	12.8
250	22.7	14.8	14.2
280	25.4	16.6	15.9
315	28.6	18.7	17.9
355	32.2	21.1	20.2
400	36.3	23.7	22.8
450	40.9	26.7	25.6
500	45.4	29.7	28.4
560	50.8	33.2	31.9
630	57.2	37.4	35.8

PE PIPE FOR WATER SUPPLY

Nominal OD (mm)	Minimum wall thickness (mm)				
	SDR9	SDR11	SDR13.6	SDR17	SDR21
20	2.3	2.0			
25	3.0	2.3	2.0		
32	3.6	3.0	2.4	2.0	
40	4.5	3.7	3.0	2.4	2.0
50	5.6	4.6	3.7	3.0	2.4
63	7.1	5.8	4.7	3.8	3.0
75	8.4	6.8	5.6	4.5	3.6
90	10.1	8.2	6.7	5.4	4.3
110	12.3	10.0	8.1	6.6	5.3
125	14.0	11.4	9.2	7.4	6.0
140	15.7	12.7	10.3	8.3	6.7
160	17.9	14.6	11.8	9.5	7.7
180	20.1	16.4	13.3	10.7	8.6
200	22.4	18.2	14.7	11.9	9.6
225	25.2	20.5	16.6	13.4	10.8
250	27.9	22.7	18.4	14.8	11.9
280	31.3	25.4	20.6	16.6	13.4
315	35.2	28.6	23.2	18.7	15.0
355	39.7	32.2	26.4	21.1	16.9
400	44.7	36.3	29.4	23.7	19.1
450	50.3	40.9	33.1	26.7	21.5
500	55.8	45.4	36.8	29.7	23.9
560	62.5	50.8	41.2	33.2	26.7
630	70.3	57.2	46.3	37.4	30.0
710	79.3	64.5	52.2	42.1	33.9
800	89.3	72.6	58.8	47.4	38.1
900		81.7	66.1	53.3	42.9
1000		90.8	73.5	59.3	47.7
1200			88.2	71.1	57.2



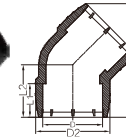
ELECTROFUSION FITTING SERIES



ITEM NO: PEEF001

COUPLER

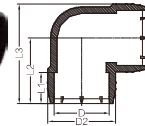
Size	D2	L1	L2
20	31	80	39.5
25	36	81	40
32	43	87	43
40	52	87	43
50	63	87	43
63	79	114	56
75	96	126	62
90	113	135	66.5
110	138	151	74.5
125	157	172	85
160	200	184	91
180	225	191	94.5
200	250	223	110.5
225	278	235	116.5
250	312	248	123
280	348	262	130
315	392	285	141.5
400	499	328	163
500	617	364	181



ITEM NO: PEEF003

45° ELBOW

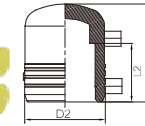
Size	D2	L1	L2	L3
20	31	39.5	50	94.3
25	36	40	51	98
32	43	43	55	107
40	52	43	57	114.5
50	63	43	59	121.6
63	79	56	81	164
75	96	62	88	181
90	113	66.5	96	199
110	138	74.5	109	230
125	157	85	128	268.5
160	200	91	142.5	307.8
180	225	94.5	155	336.3
200	250	110.5	177	382.7



ITEM NO: PEEF002

90° ELBOW

Size	D2	L1	L2	L3
20	31	39.5	56	70.8
25	36	40	58	75.8
32	43	43	65	76.4
40	52	43	70	96
50	63	43	75	106.5
63	79	56	97	136.5
75	96	62	112	160
90	113	66.5	124	180.3
110	138	74.5	145	214
125	157	85	165	243.2
160	200	91	194	294
180	225	94.5	210	322.6
200	250	110.5	240	365.6

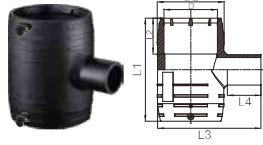


ITEM NO: PEEF012

END CAP

Size	D2	L1	L2
20	31	68	39.5
25	36	68	40
32	43	68	43
40	52	68	43
50	63	76	43
63	79	88	56
75	96	105.6	62
90	113	111	66.5
110	138	132	74.5
125	157	158.4	85
160	200	168	91
200	250	201.6	110.5

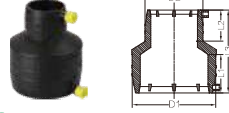
ELECTROFUSION FITTING SERIES



ITEM NO: PEEF005

REDUCING TEE

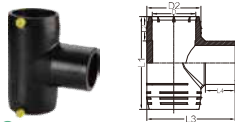
Size	D2	L1	L2	L3	L4
25X20	36	102	40	85.2	45
32X20	43	108	43	92.3	45
32X25	43	113	43	92.3	45
40X20	52	108	43	101.4	45
40X25	52	113	43	101.4	45
40X32	52	120	43	106.4	50
50X20	63	108	43	112.4	45
50X25	63	113	43	112.4	45
50X32	63	120	43	117.4	50
50X40	63	128	43	122.4	55
63X20	79	135	56	128.5	45
63X25	79	140	56	128.5	56
63X32	79	147	56	133.5	50
63X40	79	155	56	138.5	55
63X50	79	165	56	144.5	60
75X63	100.5	202	62	183.2	75
90X32	113	168	66.5	167	50
90X40	113	176	66.5	172	55
90X50	113	186	66.5	178	60
90X63	113	199	66.5	190.5	70
110X32	138	184	74.5	192.2	50
110X40	138	192	74.5	197.2	55
110X50	138	202	74.5	203	60
110X63	138	215	74.5	215.7	70
110X75	138	227	74.5	221	75
110X90	138	242	74.5	232	85
125X63	156	236	85	235	70
125X75	156	248	85	240	75
125X90	156	263	85	251	85
125X110	156	283	85	259	90
160X63	200	248	91	278	70
160X90	200	275	91	295	85
160X110	200	295	91	303	90
200X63	250	315	110.5	329	70
200X90	250	315	110.5	345	85
200X110	250	38.5	110.5	353	90
200X160	250	38.5	110.5	378	110



ITEM NO: PEEF006

REDUCER

Size	D1	D2	L1	L2	L3
25X20	36	31	40	39.5	85.5
32X25	43	36	43	40	90
32X32	43	31	43	39.5	90.5
40X32	52	43	43	43	94
40X25	52	36	43	40	95
40X20	52	31	43	39.5	98.5
50X40	63	52	43	43	95.5
50X32	63	43	43	43	101
63X50	79	63	56	43	111.5
63X40	79	52	56	43	112.5
63X32	79	43	56	43	115.5
75X63	96	79	62	56	135
75X50	96	63	62	43	126.5
90X63	113	79	66.5	56	144.5
90X50	113	63	66.5	43	131.5
90X40	113	52	66.5	43	133.5
110X90	138	113	74.5	66.5	162
110X63	138	79	74.5	56	153.5
110X50	138	63	75.5	43	143.5
125X110	157	138	85	74.5	180.5
160X110	200	138	91	74.5	197.5
160X90	200	113	91	66.5	191.5
160X63	200	79	91	56	190
200X160	250	200	110.5	91	236.5
200X110	250	138	110.5	74.5	225
200X90	250	113	110.5	66.5	224.3



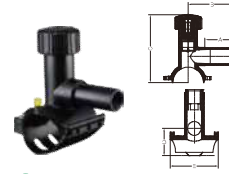
ITEM NO: PEEF004

EQUAL TEE

Size	D2	L1	L2	L3	L4
20	31	100	39.5	80.2	45
25	36	107	40	85.2	45
32	43	120	43	97.3	50
40	52	128	43	111.4	55
50	63	138	43	128.4	60
63	79	178	56	157	70
75	96	202	62	179.6	75
90	113	226	66.5	207	85
110	138	262	74.5	240	90
125	156	298	85	262	90
160	200	345	91	328	110
200	250	425	110.5	390	120



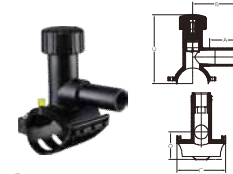
ELECTROFUSION FITTING SERIES



ITEM NO: PEEF008

TAPPING TEE

Size	A	B	C	D	E
40x20	62	110	120.2	52.2	88
40x25	65	110	120.2	52.2	88
40x32	68	110	120.2	52.2	88
63x20	62	128.2	183	64	136
63x25	65	128.2	183	64	136
63x32	68	128.2	183	64	136
63x40	71	121	183	64	136
63x50	100	143.5	203	74	136
63x63	93.5	143.5	203	74	136
75X20	62	128.2	193	70.9	165.6
75X25	65	128.2	193	70.9	165.6
75X32	68	128.2	193	70.9	165.5
75X40	71	212	193	70.9	165.5
90x20	62	128.2	196	77.3	165.4
90x25	65	128.2	196	77.3	165.4
90x32	68	128.2	196	77.3	165.4
90x40	71	121	196	77.3	165.4
90x50	100	160	238.3	88.5	165.4
90x63	93.5	160	238.3	88.5	165.4
110x20	62	128.2	206	87	165.2
110x25	65	128.2	206	87	165.2
110x32	68	128.2	206	87	165.2
110x40	71	121	206	87	165.2
110x50	100	160	243.3	93.5	165.2
110x63	93.5	160	243.3	93.5	165.2
110x90	85	160	251.5	112.2	195.2
125x20	62	138.2	213.7	94.7	167
125x25	65	138.2	213.7	94.7	167
125x32	68	138.2	213.7	94.7	167
125x40	71	131	213.7	94.7	167
125x50	100	160	251	101.2	167
125x63	93.5	160	251	101.2	167
160x20	62	138.2	231.3	112.3	170.1
160x25	65	138.2	231.3	112.3	170.1
160x32	68	138.2	231.3	112.3	170.1
160x40	71	131	231.3	112.3	170.1
160x50	100	160	268.5	118.8	170.1
160x63	93.5	160	268.5	118.8	170.1
160x90	85	160	276.8	137.3	260.2
160x110	90	180	302.7	150.8	260.2
180x20	62	138.2	241.4	122.3	170.4
180x25	65	138.2	241.4	122.3	170.4
180x32	68	138.2	241.4	122.3	170.4
180x40	71	131	241.4	122.3	170.4

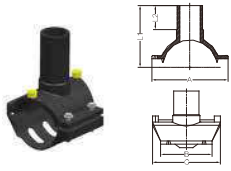


ITEM NO: PEEF008

TAPPING TEE

Size	A	B	C	D	E
180x50	100	170	251	128.8	170
180x63	93.5	170	251	128.8	170
200x20	62	138.2	257.4	138.3	170.8
200x25	65	138.2	257.4	138.3	170.8
200x32	68	138.2	257.4	138.3	170.8
200x40	71	131	257.4	138.3	170.8
200x50	100	170	289.6	139.8	170.8
200x63	93.5	170	289.6	139.8	170.8
200x90	85	160	297.8	158.3	260.4
200x110	90	180	332.7	171.8	260.4
225x20	62	138.2	270.6	151.5	170.9
225x25	65	138.2	270.6	151.5	170.9
225x32	68	138.2	270.6	151.5	170.9
225x40	71	131	270.6	151.5	170.9
225x50	100	170	307.8	158	170.9
225x63	93.5	170	307.8	158	170.9
225x90	85	160	309	171.9	260.8
225x110	90	180	337.3	185.4	260.8
250x20	62	176.4	323.3	176.5	263.9
250x25	65	178.6	323.3	176.5	263.9
250x32	68	179.2	323.3	176.5	263.9
250x40	71	175.3	323.3	176.5	263.9
250x50	100	170	323.3	176.5	263.9
250x63	93.5	170	323.3	176.5	263.9
250x90	85	160	324.6	187.4	264.9
250x110	90	180	350.3	198.4	264.9
280x20	62	176.4	338.3	191.5	264.2
280x25	65	178.6	338.3	191.5	264.2
280x32	68	179.2	338.3	191.5	264.2
280x40	71	175.3	338.3	191.5	264.2
280x50	100	170	338.3	191.5	264.2
280x63	93.5	170	338.3	191.5	264.2
280x90	85	160	342	202.5	264.6
280x110	90	180	363.4	213.5	264.6
315x20	62	176.4	355.8	209	265.6
315x25	65	178.6	355.8	209	265.6
315x32	68	179.2	355.8	209	265.6
315x40	71	175.3	355.8	209	265.6
315x50	100	170	355.8	209	265.6
315x63	93.5	170	355.8	209	265.6
315x90	85	160	359	219.5	265.2
315x110	90	180	382.4	230.5	265.2
315x160	110	225	429	248	338

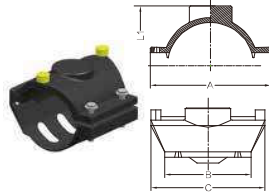
ELECTROFUSION FITTING SERIES



ITEM NO: PEEF009

BRANCH SADDLE

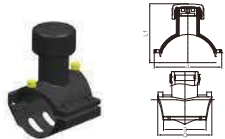
Size	L1	L2	A	B	
63x32	183	50	136	128	100
63x40	183	55	136	128	100
63x63	203	70	136	128	100
90x32	196	50	165.4	158.1	121.9
90x50	238.3	60	165.4	158.1	121.9
90x63	238.3	70	165.4	158.1	121.9
110x32	206	50	165.2	169.3	120
110x63	243.3	70	165.2	172.3	120
110x90	251.5	85	195.2	173.3	120
125x32	213.7	50	167	188.3	120
125x50	251	60	167	188.3	120
125x63	251	70	167	188.3	120
160x63	268.5	70	170.1	223.3	120
160x90	276.8	85	260.2	250.3	210
160x110	302.7	90	260.2	250.3	210
200x63	289.6	70	170.8	265.3	120
200x90	297.8	85	260.4	286.3	200
250x63	323.3	70	263.9	332.3	200
250x90	324.6	85	264.9	332.3	200



ITEM NO: PEEF011

REPAIR SADDLE

Size	L1	A	B	C
40	40	68	73	88
50	50	85	75	88
63	60	128	100	136
90	65	158.1	121.9	77.3
110	80	165.2	170.3	120
125	90	188.3	120	167
160	95	260.2	250.3	210
200	110	260.4	286.3	200
225	120	260.8	307.3	200
250	130	264.9	332.3	200
315	150	265.2	378.3	200



ITEM NO: PEEF010

STOPPER SADDLE

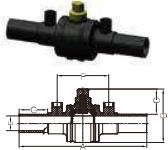
Size	L1	A	B	C
90X20	155	158.1	131.2	165.3
110X20	165	168.3	128.7	165.3
110x63	243.3	165.2	170.3	120
160x90	276.8	260.2	250.3	210
200x90	297.8	260.4	286.3	200
200x110	332.7	260.4	286.3	200
200x160	332.7	260.4	286.3	200
225x90	309	260.8	307.3	200
225x110	337.3	260.8	307.3	200
225x160	337.3	260.8	307.3	200
250x90	324.6	264.9	332.3	200
250x110	350.3	264.9	332.3	200
250x160	350.3	264.9	332.3	200
315x90	359	265.2	378.3	200
315x110	382.4	265.2	378.3	200
315x160	429	338	376	280



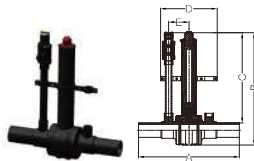
PE
BALL VALVES

WATER&GAS

BALL VALVE SERIES



ITEM NO: PEBV01



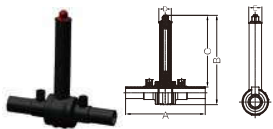
ITEM NO: PEBV03

STANDARD BALL VALVE

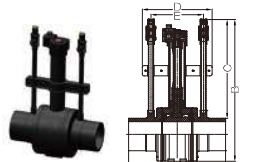
Size	A	B	C	E	F	G
63	656	241.9	138.9	50.7	311.4	130
90	729.2	279.8	142.8	72.6	311.4	160
110	770	321.3	151.6	89.2	311.4	171.5
125	770	321.3	144.3	100.9	311.4	178.5
160	812	426.8	180	129.2	405	160
180	812	426.8	170	147.2	405	160
200	920.4	577.9	277.4	161.6	514.4	154
225	934.4	577.9	246.9	181.8	514.4	161
250	910.4	627.9	277.4	202.1	514.4	161
280	910.4	627.9	262.4	226.5	514.4	151
315	948.4	703.3	285.4	254.8	514.4	163.5
355	983.4	748.9	285.4	287	514.4	188
400	1065	750.9	262.9	323.4	514.4	222.5

VALVE WITH SINGLE PURGE

Size	A	B	C	D	E
63	656	779.7	680.7	434.4	155.7
90	729.2	825	688.6	434.4	155.7
110	770	887	697.4	434.4	155.7
125	770	972.6	725.9	434.4	155.7
160	812	972.6	715.9	528	202.5
180	812	1207	906.5	528	202.5
200	920.4	1207	894	684.4	257.2
225	934.4	1207	906.5	684.4	257.2
250	910.4	1257	906.5	684.4	257.2
280	910.4	1257	891.5	684.4	257.2
315	948.4	1332.4	914.5	684.4	257.2
355	983.4	1378	914.5	684.4	257.2
400	1065	1380	892	684.4	257.2



ITEM NO: PEBV02



ITEM NO: PEBV04

VALVE WITH EXTENDED STERN

Size	A	B	C	D	E
63	656	779.7	680.7	121	114
90	729.2	825	688.6	121	114
110	770	887	697.4	121	114
125	770	972.6	725.9	121	114
160	812	972.6	715.9	121	114
180	812	1207	906.5	121	114
200	920.4	1207	894	238	280
225	934.4	1207	906.5	238	280
250	910.4	1257	906.5	238	280
280	910.4	1257	891.5	238	280
315	948.4	1332.4	914.5	238	280
355	983.4	1378	914.5	238	280
400	1065	1380	892	238	280

VALVE WITH DOUBLE PURGE

Size	A	B	C	D	E
63	656	779.7	680.7	434.4	311.4
90	729.2	825	688.6	434.4	311.4
110	770	887	697.4	434.4	311.4
125	770	972.6	725.9	434.4	311.4
160	812	972.6	715.9	528	405
180	812	1207	906.5	528	405
200	920.4	1207	894	684.4	514.4
225	934.4	1207	906.5	684.4	514.4
250	910.4	1257	906.5	684.4	514.4
280	910.4	1257	891.5	684.4	514.4
315	948.4	1332.4	914.5	684.4	514.4
355	983.4	1378	914.5	684.4	514.4
400	1065	1380	892	684.4	514.4




CPVC PRESSURE PIPES & FITTINGS

PRESSURE FOR HOT AND COLD

CPVC SCH80 PIPES & FITTINGS

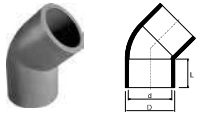
ASTM F439



ITEM NO: CPSP01

PRESSURE PIPES

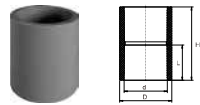
Nom Size	Outer Dia	Wall Thickness
1/2"	21.34	3.73
3/4"	26.67	3.91
1"	33.4	4.55
1 1/4"	42.16	4.85
1 1/2"	48.26	5.08
2"	60.33	5.54
2 1/2"	73.03	7.01
3"	88.9	7.62
4"	114.3	8.56
6"	168.3	10.97



ITEM NO: CPS001

45° ELBOW

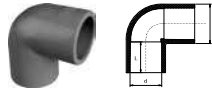
Nom Size	D	d	L
1/2"	29.3	21.34	22.7
3/4"	35.1	26.67	25.9
1"	43.1	33.4	29.1
1 1/4"	52.4	42.16	32.3
1 1/2"	59	48.26	35.4
2"	72.5	60.33	38.6
2 1/2"	87.8	73.03	45
3"	104.9	88.9	48.1
4"	132.4	114.3	57.6
6"	191.2	168.3	76.7



ITEM NO: CPS003

COUPLING

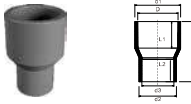
Nom Size	D	d	H	L
1/2"	29.3	21.34	48.8	22.7
3/4"	35.1	26.67	55.2	26.0
1"	43.1	33.4	61.6	29.1
1 1/4"	52.4	42.16	67.4	32.3
1 1/2"	59	48.26	74.3	35.4
2"	72	60.33	80.1	38.6
2 1/2"	87.8	73.03	95.3	45
3"	104.9	88.9	101	48.1
4"	132.4	114.3	120.5	57.4
6"	191.2	168.3	160.3	76.7



ITEM NO: CPS002

90° ELBOW

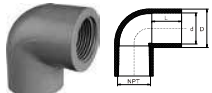
Nom Size	D	d	L
1/2"	29.8	21.34	22.7
3/4"	35.6	26.67	25.9
1"	43.1	33.4	29.1
1 1/4"	52.4	42.16	32.3
1 1/2"	59	48.26	35.4
2"	72	60.33	38.6
2 1/2"	87.8	73.03	45
3"	104.9	88.9	48.1
4"	132.4	114.3	56.6
6"	190.9	168.3	76.7



ITEM NO: CPS004

REDUCING COUPLING

Nom Size	D	d1	d2	d3	H	L1	L2
3/4"X1/2"	35.1	26.67	29.3	21.34	57.5	25.9	22.7
1"X1/2"	43.4	33.4	29.8	21.34	63.1	29.1	22.7
1"X3/4"	43.1	33.4	35.5	26.67	65.4	29.1	25.9
1 1/4"X1/2"	52.4	42.16	29.3	21.34	66.4	32.3	22.7
1 1/4"X3/4"	52.4	42.16	35.1	26.67	67.6	32.3	25.9
1 1/4"X1"	52.4	42.16	43.4	33.4	72.2	33	28.2
1 1/2"X1/2"	59	48.26	29.3	21.34	70.5	35.4	22.7
1 1/2"X3/4"	59	48.26	35.5	26.67	73.7	35.4	25.9
1 1/2"X1"	59	48.26	43.5	33.4	76.9	35.4	28.8
2"X1/2"	59	48.26	52.4	42.16	80.1	35.4	32.3
2"X1/2"	72	60.33	29.3	21.34	79.7	38.6	22.7
2"X3/4"	72	60.33	35.1	26.67	81.4	38.6	25.9
2"X1"	72	60.33	43.1	33.4	84.6	38.6	29.1
2"X1 1/4"	72	60.33	52.4	42.16	87.8	38.6	32.3
2"X1 1/2"	72	60.33	59	48.26	90.9	38.6	35.4



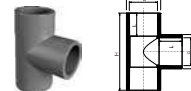
ITEM NO: CPS007

FEMALE THREAD ELBOW

Nom Size	D	d	L	NPT
1/2"	32.5	21.34	22.7	1/2"
3/4"	38.1	26.67	25.9	3/4"
1"	46	33.4	29.1	1"
1 1/4"	55.9	42.16	32.3	1 1/4"
1 1/2"	63.5	48.26	35.4	1 1/2"
2"	76.2	60.33	38.6	2"

ASTM F439

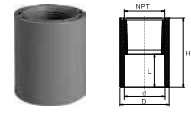
CPVC SCH80 PIPES & FITTINGS



ITEM NO: CPS005

STRAIGHT TEE


Nom Size	D	d	L	H
1/2"	29.3	21.34	22.4	70.8
3/4"	35.4	26.67	25.9	82.4
1"	43.1	33.4	29.1	97.6
1 1/4"	52.4	42.16	32.3	110.9
1 1/2"	59	48.26	35.4	122.7
2"	72	60.33	38.6	142.7
2 1/2"	87.8	73.03	45	168.2
3"	104.9	88.9	48.1	190.2
4"	132.4	114.3	57.6	235.6
6"	191.2	168.3	76.7	333.2



ITEM NO: CPS006

FEMALE ADAPTOR

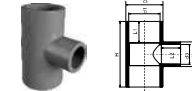
Nom Size	D	d	H	L	NPT
1/2"	32.5	21.34	45.7	22.7	1/2"
3/4"	38.1	26.67	54.8	25.9	3/4"
1"	46	33.4	58.7	29.1	1"
1 1/4"	55.9	42.16	64.3	32.3	1 1/4"
1 1/2"	63.5	48.26	70.9	35.4	1 1/2"
2"	76.2	60.33	74.6	38.6	2"
2 1/2"	87.8	73.03	92.3	45	2 1/2"
3"	104.9	88.9	97.9	48.1	3"
4"	132.4	114.3	109.9	57.6	4"
6"	191.2	168.3	135.6	76.7	6"



ITEM NO: CPS009

MALE ADAPTOR

Nom Size	D	d1	d2	NPT	H	L
1/2"	30	21.34	9.4	1/2"	46.5	23.2
3/4"	35.8	26.67	14	3/4"	55.9	25.9
1"	44	33.4	18.8	1"	61	29.1
1 1/4"	53	42.16	26.8	1 1/4"	65.5	32.5
1 1/2"	60	48.26	32.4	1 1/2"	70.9	35.4
2"	73	60.33	43.3	2"	76.7	38.6
2 1/2"	88.2	73.03	51.0	2 1/2"	93.2	44.8
3"	104.9	88.9	66.0	3"	99.0	48.1
4"	132	114.3	89.9	4"	112	57.0
6"	191.2	168.3	138.3	6"	138.5	76.7



ITEM NO: CPS008

REDUCING TEE

Nom Size	D	d1	d2	d3	L1	L2	H
3/4"X1/2"	35.5	26.67	30	21.34	25.9	22.7	79.1
1"X1/2"	43.1	33.4	29.3	21.34	29.1	22.7	80.5
1"X3/4"	43.1	33.4	35.1	26.67	29.1	25.9	91
1 1/4"X1/2"	52.4	42.16	29.3	21.34	32.3	22.7	92.2
1 1/4"X3/4"	52.4	42.16	35.1	26.67	32.3	25.9	97.3
1 1/4"X1"	52.4	42.16	43.1	33.4	32.3	29.1	105.8
1 1/2"X1/2"	59	48.26	29.3	21.34	35.4	22.7	97.6
1 1/2"X3/4"	59	48.26	35.1	26.67	35.4	25.9	103.7
1 1/2"X1"	59	48.26	43.1	33.4	35.4	29.1	110.5
1 1/2"X1 1/4"	59	48.26	52.4	42.16	35.4	32.3	118.9
2"X1/2"	72	60.33	29.3	21.34	38.6	22.7	104.7
2"X3/4"	72	60.33	35.1	26.67	38.6	25.9	109.7
2"X1"	72	60.33	43.1	33.4	38.6	29.1	115.9
2"X1 1/4"	72	60.33	52.4	42.16	38.6	32.3	124.6
2"X1 1/2"	72	60.3	59	48.26	38.6	35.4	131.6



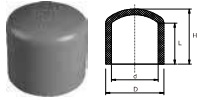
ITEM NO: CPS010

REDUCING RING

Nom Size	D	d1	d2	d3	L1	L2	H
1 1/4"X1/2"	52.4	21.34	42.16	13.5	22.7	31.5	40
1 1/4"X3/4"	52.4	26.64	42.16	17.8	25.9	31.5	40
1 1/4"X1"	52.4	33.4	42.16	24	29.1	31.5	40
1 1/2"X1/2"	59	21.34	48.26	13	22.7	35	43
1 1/2"X3/4"	58.5	26.67	48.26	17.3	25.9	35	43
1 1/2"X1"	59	33.4	48.26	24.3	29.1	35	43
1 1/2"X1 1/4"	59	42.16	48.26	31.2	32.3	35	43
2"X1/2"	72	21.34	60.33	13	22.7	39	49
2"X3/4"	72	33.4	60.33	23.5	29.1	39	49
2"X1"	72	26.67	60.33	18	29.1	38.3	48.6
2"X1 1/4"	72	42.16	60.33	32	32.3	39	49
2"X1 1/2"	72	48.26	60.33	36.2	35.4	38.6	48.6
3"X1 1/2"	104.9	48.26	88.9	42	35.5	47.1	55.1
3"X2"	104.9	60.33	88.9	53.8	38.6	47.1	55.1
4"X1 1/2"	132.4	48.26	114.3	42	35.5	56.6	65.1
4"X2"	132.4	60.33	114.3	53.8	38.6	56.6	65.1
4"X3"	132.4	88.9	114.3	82	48.1	56.6	65.1
6"X4"	191.2	114.3	168.3	106.1	57.6	76.7	86.7

CPVC SCH80 PIPES & FITTINGS

ASTM F439

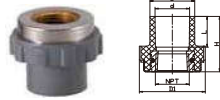


NSF

ITEM NO: CPS011

● END PLUG

Nom Size	D	d	L	H
1/2"	29.3	21.34	22.7	39.7
3/4"	35.1	26.67	25.9	33.7
1"	43.1	33.4	29.1	33.8
1 1/4"	52.4	42.16	32.3	43
1 1/2"	59	48.26	35.4	45.8
2"	72	60.33	38.6	51.8
3"	93.3	75	49.5	65
4"	114.3	92.5	61.5	80
6"	152.4	125	82.5	105



ITEM NO: CPS015

● FEMALE ADAPTOR WITH BRASS

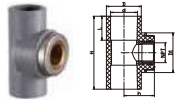
Nom Size	D1	D	d	L	NPT	H
1/2"	45.3	29.4	21.34	23	1/2"	40.5
1/2"X3/4"	51.6	29.4	21.34	23	3/4"	43.5
3/4"	51.6	35	26.67	26	3/4"	46.5
3/4"X1/2"	45.3	35	26.67	26	1/2"	44.5
1"	59	43	33.4	29	1"	53.5
1"X3/4"	51.6	43	33.4	29	3/4"	50



ITEM NO: CPS016

● FEMALE ELBOW WITH BRASS

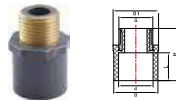
Nom Size	D1	D	d	L	NPT	h	h1
1/2"	42.9	29.4	21.34	23	1/2"	39.4	28
1/2"X3/4"	49.2	29.4	21.34	23	3/4"	38.5	31.5
3/4"	49.2	35	26.67	26	3/4"	45.9	34.5
3/4"X1/2"	42.9	35	26.67	26	1/2"	39.5	30.5
1 1/4"	67	52	42.16	32	1 1/4"	60	46.5
1 1/2"	73	59	48.26	35	1 1/2"	66	51
2"	87.6	72	60.33	39	2"	75	61



ITEM NO: CPS017

● FEMALE TEE WITH BRASS

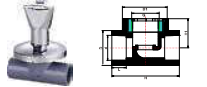
Nom Size	D1	D	d	L	NPT	h	h1
1/2"	42.9	29.4	21.34	23	1/2"	28	77
1/2"X3/4"	49.2	29.4	21.34	23	3/4"	31.5	77
3/4"	49.2	35	26.67	26	3/4"	34.5	92
3/4"X1/2"	42.9	35	26.67	26	1/2"	30.5	79
1 1/4"	67	52	42.16	32	1 1/4"	46.5	120
1 1/2"	73	59	48.26	35	1 1/2"	51	132
2"	87.6	72	60.33	39	2"	61	150



ITEM NO: CPS014

● MALE ADAPTOR WITH BRASS

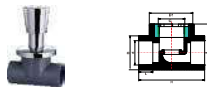
Size Nom	D1	D	d	H	L	G
1/2"	30.4	29.4	21.34	44.2	22.7	1/2"
3/4"	36.1	35.1	26.67	48.9	25.9	3/4"
1"	44.1	43.1	33.4	54.5	29.1	1"
1 1/4"	53.4	52.4	42.16	63.1	32.3	1 1/4"
1 1/2"	60	59	48.26	69.7	35.4	1 1/2"
2"	73	72	60.33	76.1	38.6	2"



ITEM NO: CPS012

● CPVC STOP VALVE TYPE I


Nom Size	D	d	D1	G	L	H
20X1/2"	29.6	21.6	34.8	1/2"	23.5	80
25X1/2"	36	26.99	42	3/4"	24	82
32X3/4"	43.7	33.7	51.7	1"	25	93



ITEM NO: CPS013

● CPVC STOP VALVE TYPE II

Nom Size	D	d	D1	G	L	H
20X1/2"	29.6	21.6	34.8	1/2"	23.5	80
25X1/2"	36	26.99	42	3/4"	24	82
32X3/4"	43.7	33.7	51.7	1"	25	93



CPVC PRESSURE
PIPES & FITTINGS
DIN STANDARD

PRESSURE FOR HOT AND COLD

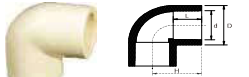
CPVC PRESSURE PIPES & FITTINGS (DIN STANDARD)



ITEM NO: CP001

CPVC PRESSURE PIPES(DIN8079)

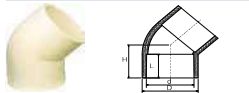
Series 7			
Pressure rating	PN25 BAR		
Size	d(mm)	s(mm)	
Plain Pipe 20	20	2.6	
Plain Pipe 25	25	3.0	
Plain Pipe 32	32	3.9	



ITEM NO: CP002

90° ELBOW

Nom Size	D	d	L	H
20	27.5	20	16.5	28.5
25	33.3	25	19.5	33.7
32	41	32	22.5	41.8
63	75	63	38.5	71



ITEM NO: CP008

45° ELBOW

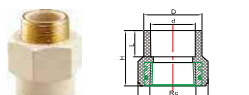
Nom Size	D	d	H	L
20	27.5	20	21	16.5
25	33.3	25	25	19.5
32	41	32	30	22.5
40	47.9	40.4	37	27.5
50	58.3	50.4	45.5	33.5
63	74.8	63	53	38



ITEM NO: CP003

TEE 90°

Nom Size	D	d	L	H	h
20	27.5	20	16.5	54.4	27.5
25	33.3	25	19.5	67.4	33.7
32	41	32	22.5	77.7	39
63	75	63	38.5	145	72.5



ITEM NO: CP020

MALE ADAPTOR WITH BRASS INSERT

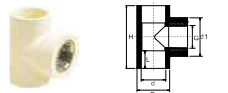
Nom Size	D1	D	d	L	H	Rc
20X1/2"	40.6	28.3	20	16.5	39.8	1/2"
25X3/4"	45.6	33.3	25	19.5	40.8	3/4"
32X1"	50.7	42	32	22.5	46.3	1"
40X1 1/4"	60.5	50	40	25.5	58.5	1 1/4"
50X1 1/2"	70.3	62	50	30.5	65.5	1 1/2"
63X2"	80.7	75.8	63	38.5	77.8	2"



ITEM NO: CP004

END CAP

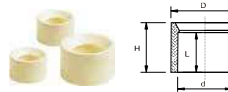
Nom Size	D	d	L	H	R
20	28.6	20	16.5	23.2	31.5
25	34.2	25	19.5	26.3	35.7
32	42.1	32	22.5	31.6	38
63	76.8	63	38.5	52	144.9



ITEM NO: CP017

TEE 90° ADAPTOR WITH BRASS INSERT

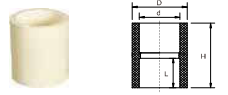
Nom Size	D	d	d1	G	L	H
25X3/4"	33.3	25	43	3/4"	19.5	70
25X1/2"	33.3	25	43	1/2"	19.5	70



ITEM NO: CP005

SHORT REDUCING BUSHES

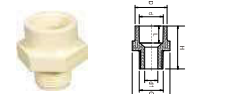
Nom Size	D	d	L	H
25X20	25	20	17.1	19.8
32X20	32	20	16.5	22.5
32X25	32	25	18.7	22.1
63X32	63	32	22.5	38.5



ITEM NO: CP006

DOUBLE SOCKET

Nom Size	D	d	L	H
20	27.5	20	16.6	35.7
25	33.3	25	19.5	42
32	40.5	32	22.5	48
63	75	63	38.5	80



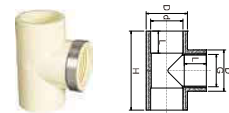
ITEM NO: CP018

MALE ADAPTOR

Nom Size	D	d	d1	d2	G	L	H
20X1/2"	27.5	20	11.5	37	1/2"	16.5	40
25X3/4"	33	25	16	41.6	3/4"	19.5	44
32X1"	41	32	22	53.1	1"	22.5	48.5
63X2"	75	63	48.8	79.5	2"	38.5	76



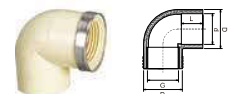
(DIN STANDARD) CPVC PRESSURE PIPES & FITTINGS



ITEM NO: CP007

EQUAL FEMALE THREAD TEE WITH STEEL RING

Nom Size	D	d	G	L	H
20X1/2"	27.5	20	1/2"	17.3	55.3
32X1"	41	32	1"	22.5	78



ITEM NO: CP009

FEMALE THREADED ELBOW

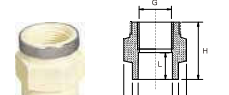
Nom Size	D	d	G	L
32X1"	41	32	1"	22.5



ITEM NO: CP015

ELBOW 90° ADAPTOR WITH BRASS INSERT

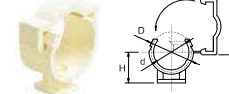
Nom Size	D	d	d1	G	L
20X1/2"	27.5	20	39	1/2"	16.5
25X1/2"	33.3	25	43	1/2"	19.5
25X3/4"	33.3	25	43	3/4"	19.5



ITEM NO: CP010

FEMALE ADAPTOR WITH STEEL RING

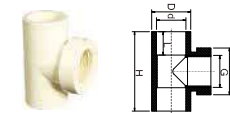
Nom Size	D	d	d1	G	L	H
20X1/2"	36.5	20	28	1/2"	16.1	36.3
25X3/4"	41.1	25	34.5	3/4"	19.5	40.5
63X2"	85.9	63	75.8	2"	38	69



ITEM NO: CP012

MONO D'CLIPS

Nom Size	D	d	H	L
20	25.2	20	18	31.3
25	32	25	23	38.3
32	39	32	37.7	48.2



ITEM NO: CP011

REDUCED FEMALE THREADED TEE


Nom Size	D	d	G	L	H	d1
25X1/2"	33	25	1/2"	19.5	67.3	41



ITEM NO: CP013

REDUCED FEMALE THREADED ELBOW


Nom Size	D	d	d1	G	L
20X1/2"	27.5	20	33.3	1/2"	16.5
25X1/2"	33	25	33	1/2"	19.5
25X3/4"	33	25	41	3/4"	19.5



ITEM NO: CP016

THREADED SHORT REDUCER

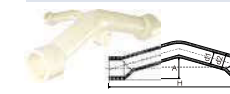
Nom Size	D	d	G	L	H
25X1/2"	33	25	1/2"	18	21.5



ITEM NO: CP021

FEMALE ADAPTOR WITH BRASS INSERT

Nom Size	D1	D	d	L	H	Rc
20X1/2"	40.6	28.3	20	16.5	39.8	1/2"
25X3/4"	45.6	33.3	25	19.5	40.8	3/4"
32X1"	50.7	42	32	22.5	46.3	1"
40X1 1/4"	60.5	50	40	25.5	58.5	1 1/4"
50X1 1/2"	70.3	62	50	30.5	65.5	1 1/2"
63X2"	80.7	75.8	63	38.5	77.8	2"



ITEM NO: CP019

STEP OVER BEND

Nom Size	D	d2	d	d1	L	H	A
20	28.7	17	20	12.4	17	159.6	25.2
25	35.2	26	25	18.6	22.1	203.5	31.6



CPVC PRESSURE PIPES & FITTINGS

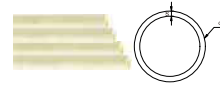
(ASTM D2846)

PRESSURE FOR HOT AND COLD



ASTM D2846

CPVC CTS PIPES & FITTINGS



ITEM NO:CPA001




● PRESSURE RATE:SDR11

size	d (mm)	s (mm)
1/2"	15.9	1.73
3/4"	22.2	2.03
1"	28.6	2.59
1 1/4"	34.9	3.18
1 1/2"	41.3	3.76
2"	54	4.9

● PRESSURE RATE:SDR13.5

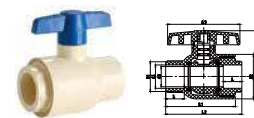
size	d (mm)	s (mm)
3/4"	22.2	1.73
1"	28.6	2.03
1 1/4"	34.9	2.59
1 1/2"	41.3	3.06
2"	54	4



ITEM NO:CPAC01

● COMPACT BALL VALVE

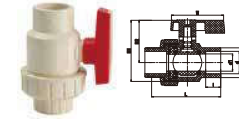
Nom Size	D1	d	D	L	I	W	H1	H2
15mm(1/2")	15.9	12.4	24	68.5	19	60	58	40.7
20mm(3/4")	22.2	18.4	32	84	24	70.2	73	51.6
25mm(1")	28.6	20.5	38.4	91	25	79	77	52.3
1 1/4"	34.9	25	45.8	105.5	28.5	100	93.5	65.2
1 1/2"	41.3	30.6	53.5	121	33.5	108	104.8	72.3
2"	54	41	68.4	149	43.5	130	122	82



ITEM NO:CPAC02

● CPVE VALVE

Nom Size	d1	d2	D1	D2	L	L1	L2	L3	H
1/2"	16.09	12.4	22.7	35	13	56	59	52	34.4
3/4"	22.46	18	29.8	44	18	73	76.6	70	45
1"	28.83	24.5	36.8	55	23	86	94	89.4	56.8
1 1/4"	35.2	33	47.2	66.5	28.1	103	113	96.6	70
1 1/2"	41.66	35.5	54.8	73.3	33.5	115.8	131	108.2	79.1
2"	54.38	44	68.5	89	43.5	146.7	161.9	124.4	90.2



ITEM NO:CPAC03

● SINGLE UNION BALL VALVE

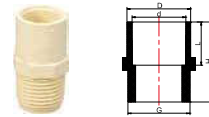
Nom Size	D	d	d1	I	L	W	H1	H2
1 1/4"	53.5	47.2	39	34	95.8	109.7	127	86.5
1 1/2"	61.6	50.3	39	34	113	109.7	127	86.5
2"	64.6	54	39	43.5	174	109.7	127	86.5



ITEM NO:CPA010

● 45° ELBOW

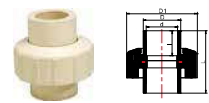
Nom Size	D	d	L	H
1/2"	20	15.9	13	18.8
3/4"	26.8	22.2	18	24.3
1"	34.5	28.6	23	30.9
1 1/4"	41.8	34.9	28.1	37.1
1 1/2"	49.46	41.3	33.5	44
2"	64.58	54	43.5	56.5



ITEM NO:CPA005

● MALE ADAPTOR

Nom Size	D	d	G	H	L
1/2"	21.5	15.9	1/2"	41.4	13
3/4"	26.8	22.2	3/4"	42	18
1"	34.5	28.6	1"	47	23
1 1/4"	41.8	34.9	1 1/4"	55	28.1
1 1/2"	49.4	41.3	1 1/2"	62	33.5
2"	64.4	54	2"	75	43.5



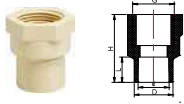
ITEM NO:CPA007

● II UNION

Nom Size	d	D	D1	I	L
15mm(1/2")	15.9	21.8	39.5	13	36.5
20mm(3/4")	22.2	32.5	53.5	22	53.5
25mm(1")	28.6	34.43	65	23	57.5
40mm(1 1/4")	35.2	41.8	67.5	28.1	65.1
50mm(1 1/2")	41.66	49.2	76	33.5	75.7
63mm(2")	54.38	64.58	94	43.5	99.2

CPVC CTS PIPES & FITTINGS

ASTM D2846



ITEM NO: CPA008

NSF

FEMALE ADAPTOR

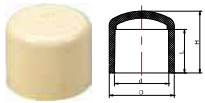
Nom Size	D	d	G	H	L
1/2"	20	15.9	1/2"	35	13
3/4"	26.8	22.2	3/4"	42	18
1"	34.5	28.6	1"	50	19.3
1 1/4"	41.8	34.9	1 1/4"	58	28.1
1 1/2"	49.46	41.3	1 1/2"	68	33.5
2"	64.58	54	2"	87	43.5



ITEM NO: CPA012

MALE ADAPTOR II

Nom Size	D	G	d	H
1/2"	39.4	1/2"	13.4	66
3/4"	45.4	3/4"	19	74.3
1"	51.4	1"	23.5	82



ITEM NO: CPA003

NSF

END CAP

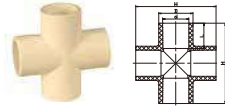
Nom Size	D	d	L	H
1/2"	21.5	15.9	13	17
3/4"	26.8	22.2	18	25.5
1"	34.5	28.6	23	32
1 1/4"	41.8	34.9	28.1	41
1 1/2"	49.4	41.3	33.5	44
2"	64.4	54	43.5	57



ITEM NO: CPAB03

BRASS THREADED MALE ADAPTOR

Nom Size	D	d	H	L	G
1/2"	21.7	15.9	48	13	1/2"
3/4"	28.5	22.2	53	18	3/4"
1"	35	28.6	71	23	1"
1 1/4"	44	34.9	80	28.1	1 1/4"
1 1/2"	51.5	41.3	88	33.5	1 1/2"
2"	64.4	54	94	38.5	2"

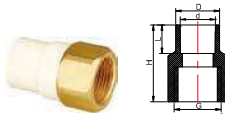


ITEM NO: CPA011

NSF

CROSS TEE

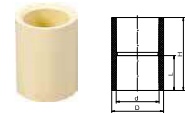
Nom Size	D	d	L	H
1/2"	21.5	15.9	13	44
3/4"	27	22.2	18	62
1"	34	28.6	23	80
1 1/4"	42	34.9	28	95.5
1 1/2"	49	41.3	33	112
2"	65	54	43	145



ITEM NO: CPAB04

BRASS THREADED FEMALE ADAPTOR

Nom Size	D	d	H	L	G
1/2"	21.7	15.9	42.5	13	1/2"
3/4"	28.5	22.2	50	18	3/4"
1"	35	28.6	65	23	1"
1 1/4"	44	34.9	77	28.1	1 1/4"
1 1/2"	51.5	41.3	84	33.5	1 1/2"
2"	64.4	54	94	43.5	2"



ITEM NO: CPA013

NSF


SOCKET

Nom Size	D	d	H	L
1/2"	21.5	15.9	28.9	13
3/4"	26.8	22.2	39.5	18
1"	34.5	28.6	50	23
1 1/4"	41.8	34.9	60	28.1
1 1/2"	49.4	41.3	70.5	33.5
2"	64.4	54	90.5	43.5



ASTM D2846

CPVC CTS PIPES & FITTINGS

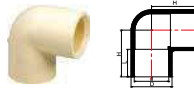


ITEM NO: CPA009

NSF

REDUCING BUSHES

Nom Size	D	d1	d2	d3	H	L1	L2
3/4"X1/2"	26.8	15.9	22.1	14.72	21.2	13	18
1"X1/2"	34.5	15.9	28.47	14.72	26.4	13	23
1"X3/4"	34.5	22.2	28.47	21.1	26.4	18	23
1 1/4"X1/2"	41.8	15.9	34.85	14.72	31	13	28.1
1 1/4"X3/4"	41.8	22.2	34.85	21.1	31	18	28.1
1 1/4"X1"	41.8	28.6	34.85	27.47	31	23	28.1
1 1/2"X1/2"	49.5	15.9	41.2	14.72	36.3	13	33.5
1 1/2"X3/4"	49.5	22.2	41.2	21.1	36.3	18	33.5
1 1/2"X1"	49.5	28.6	41.2	27.47	36.3	23	33.5
1 1/2"X1 1/4"	49.5	34.9	41.2	33.85	36.3	28.1	33.5
2"X1 1/2"	64.6	15.9	54	14.72	47	13	43.5
2"X1 1/4"	64.6	34.9	54	33.85	47	28.1	42.5



ITEM NO: CPA002

NSF

90° ELBOW

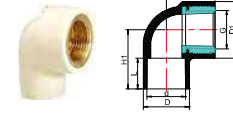
Nom Size	D	d	L	H
1/2"	21.5	15.9	13	23.1
3/4"	26.8	22.2	18	31.43
1"	34.5	28.6	23	39.22
1 1/4"	41.8	34.9	28.1	47.4
1 1/2"	49.4	41.3	33.5	55.4
2"	64.4	54	43.5	72.5



ITEM NO: CPA006

BRACKET

Nom Size	R1	R2	R3	H	L1	L2
2"	26.5	29.1	31.7	34.4	83.6	99
1 1/2"	20	22.5	25	28	68.6	84
1 1/4"	16.8	18.9	21	23.4	54	72.2
1"	14	15.6	17.2	19.4	43.2	55.6
3/4"	11	12.5	14	15.2	36.6	47.6
1/2"	7.8	9.2	10.6	12.6	27.6	39



ITEM NO: CPAB01

BRASS THREAD FEMALE ELBOW

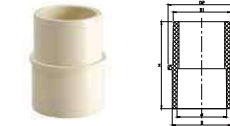
Nom Size	D1	D	d	L	G	H1	H2
1/2"	33	20.08	15.9	13	1/2"	29.5	26.56
3/4"	39	26.85	22.2	18	3/4"	35.5	28.15
3/4"X1/2"	33	26.85	22.2	18	1/2"	34.5	28.35
1"X1/2"	33	34.43	28.6	23	1/2"	38.5	35.07
1"X3/4"	39	34.43	28.83	23	3/4"	41	34
1"	44.9	34.43	28.83	23	1"	40	40
1 1/4"	59.5	41.8	35.2	28.1	1 1/4"	47.4	46.6



ITEM NO: CPA014

I UNION

Nom Size	d	D	D1	I	L
15mm(1/2")	15.9	21.7	41.3	12.7	49.1
20mm(3/4")	22.2	30.2	53.3	19.5	63



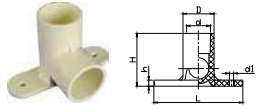
ITEM NO: CPAS05

TRANSITION BUSH(ASTM2846 TO SCH80)

Nom Size	d	D	D1	D2	L	L1	H
1/2"	25	16.11	21.24	21.5	23.5	13	39
3/4"	30	22.45	26.57	26.85	26.5	18	47
1"	38	28.83	33.27	34.43	29	23	55
1 1/4"	46	35.2	42.04	41.8	32.5	28.1	62
1 1/2"	41.66	49.46	48.11	56.8	33.5	36.4	73
2"	54.38	64.58	60.17	68.5	43.5	39.6	86.5

CPVC CTS PIPES & FITTINGS

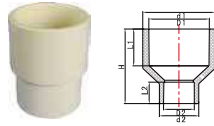
ASTM D2846



NSF
ITEM NO: CPAS03

FEMALE THREAD ELBOW WALL PLATE

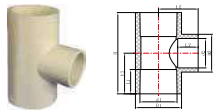
Nom Size	D	d	d1	H	h	L
1/2"	20.8	15.9	3	35.5	4	59.75
3/4"	26.85	22.2	3	46.5	4	74.75



NSF
ITEM NO: CPAS04

REDUCING SOCKET

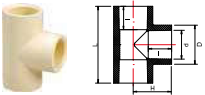
Nom Size	D1	d1	L1	D2	D2	L2	H
3/4"X1/2"	26.85	22.2	18	20.08	15.9	13	33.7
1"X1/2"	34.43	28.6	23	20.08	15.9	13	39
1"X3/4"	34.43	28.6	23	26.85	22.2	18	44
1 1/4"X1/2"	41.8	34.9	28.1	20.08	15.9	13	44.1
1 1/4"X3/4"	41.8	34.9	28.1	26.83	22.2	18	49.1
1 1/4"X1"	41.8	34.9	28.1	34.43	28.6	23	54.1
1 1/2"X1/2"	49.46	41.3	33.5	20.08	15.9	13	49.5
1 1/2"X3/4"	49.46	41.3	33.5	26.85	22.2	18	54.5
1 1/2"X1"	49.46	41.3	33.5	34.43	28.6	23	59.5
1 1/2"X1 1/4"	49.46	41.3	33.5	41.8	34.9	28.1	64.6
2"X3/4"	64.58	54	43.5	26.85	22.2	18	64.5
2"X1"	64.58	54	43.5	34.43	28.6	23	69.5
2"X1 1/2"	64.58	54	43.5	41.8	34.9	28.1	74.6
2"X1 1/4"	64.58	54	43.5	49.46	41.3	33.5	80



NSF
ITEM NO: CPAS02

REDUCING TEE

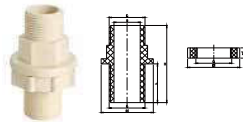
Nom Size	D1	d1	L1	h1	D2	d2	L2	H2	H
3/4"X1/2"	26.85	22.2	18	27.25	20.08	15.9	13	25.33	54.5
1"X1/2"	34.4	28.6	23	32.4	20.08	15.9	13	28.81	64.8
1"X3/4"	34.4	28.6	23	35.6	26.85	22.2	18	33.8	71.2
1 1/4"X1/2"	41.8	34.9	28.1	37.5	20.08	15.9	13	32	75
1 1/4"X3/4"	41.8	34.9	28.1	41	26.85	22.2	18	37	82
1 1/4"X1"	41.8	34.9	28.1	44	34.43	28.6	23	42	88
1 1/2"X1/2"	49.46	41.3	33.5	43	20.08	15.9	13	35.5	86
1 1/2"X3/4"	49.46	41.3	33.5	46.5	26.85	22.2	18	40.5	93
1 1/2"X1"	49.46	41.3	33.5	49.6	34.4	28.6	23	43.46	99.2
1 1/2"X1 1/4"	49.46	41.3	33.5	52.5	41.8	34.9	28.1	50.5	105
2"X3/4"	64.58	54	43.5	56.5	26.85	22.2	18	46.5	113
2"X1"	64.58	54	43.5	59.5	34.43	28.6	23	52	119
2"X1 1/4"	64.58	54	43.5	63	41.8	34.9	28.1	57	126
2"X1 1/2"	64.58	54	43.5	66	49.46	41.3	33.5	62.5	132



NSF
ITEM NO: CPA004

TEE

Nom Size	D	d	l	L	H
1/2"	21.5	15.9	13	43.8	21.9
3/4"	26.8	22.2	18	62	31
1"	34.5	28.6	23	80	40
1 1/4"	41.8	34.9	28.1	95.5	47.75
1 1/2"	49.4	41.3	33.5	112	56
2"	64.4	54	43.5	145	72.5



ITEM NO: CPAS011

TANK CONNECTOR

Nom Size	D	D1	L	H	H1	G
1/2"	13.4	39.4	30	66	8	1/2"
3/4"	19	45.4	35	74.3	10.1	3/4"
1"	23.5	51.4	40	82	12	1"
1 1/4"	31	61	45	90	12	1 1/4"
1 1/2"	36	67	50	98	14	1 1/2"
2"	45	79	55	106	14	2"



ITEM NO: CPAB02

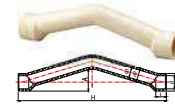
BRASS THREADED FEMALE TEE

Nom Size	D1	D	d	l	G	L	H
1/2"	33.2	20	15.9	13	1/2"	52	39
3/4"X1/2"	33.2	26.8	22.2	18	1/2"	68.5	31.5
1"X1/2"	34.9	34.5	28.6	23	1/2"	80	35
1 1/4"	59.5	41.8	35.2	28.1	1 1/4"	94.8	45.9
1 1/4"X1/2"	33.2	41.8	35.2	28.1	1/2"	94.8	40



ASTM D2846

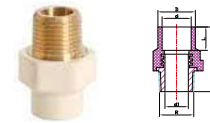
CPVC CTS PIPES & FITTINGS



NSF
ITEM NO: CPAS01

STEP OVER BEND


Nom Size	D	d	d1	d2	L	H	A
1/2"	21.5	15.9	12	17.4	13	180	26.5
3/4"	26.9	22.2	16.5	20.9	18	195	29.2
1"	34.5	28.6	21	26.6	23	215	32.4



ITEM NO: CPAB06

II BRASS MALE THREAD ADAPTOR

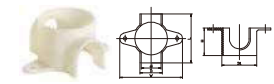
Nom Size	D	d	d1	H	L	G
1/2"	20.1	15.9		35	13	1/2"
3/4"	28.5	17.7	22.45	49.6	18	3/4"
1"	35	23.5	28.83	66.1	23	1"
1 1/4"	44	28.5	35.2	73.6	28.1	1 1/4"
1 1/2"	51.5	33.5	41.67	81	33.5	1 1/2"
2"	66	44	54.38	97.1	43.5	2"



ITEM NO: CPAB08

MALE BRASS REDUCING SOCKET

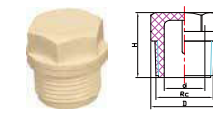
Nom Size	D	d	d1	G	L	H
3/4"X1/2"	28.5	22.45	12.5	1/2"	18	54
1"X1/2"	35	28.83	14	1/2"	23	59
1"X3/4"	35	28.83	19.7	3/4"	23	58.5



ITEM NO: CPAS09

TEE HOLDER

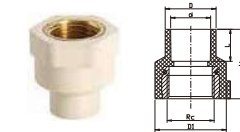
Nom Size	D	D1	d	W	L	H
1/2"X1/2"X1/2"	22.68	35.8	20.08	63.87	50	28
3/4"X3/4"X1/2"	29.45	35.8	26.85	64	56.2	35



NSF
ITEM NO: CPA015

PLUG

Nom Size	d	D	H	Rc
1/2"	13.4	24	29.2	1/2"
3/4"	18	20.9	32.5	3/4"
1"	23.5	39.2	37.5	1"



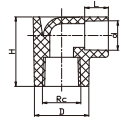
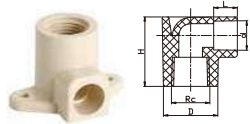
ITEM NO: CPAB07

II BRASS FEMALE THREAD ADAPTOR

Nom Size	D	d	D1	RC	L	H
1/2"	21.7	15.9		1/2"	13	44.5
3/4"	28.5	22.45	40	3/4"	18	39
1"	35	28.83	51.86	1"	23	51.5
1 1/4"	44	35.2	60.5	1 1/4"	28.1	59.6
1 1/2"	51.5	41.67	68	1 1/2"	33.5	70
2"	66	54.38	82	2"	43.5	82

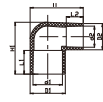
CPVC CTS PIPES & FITTINGS

ASTM D2846



NSF

ITEM NO: CPAS07



NSF

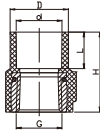
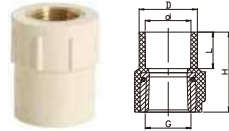
ITEM NO: CPAS08

REDUCING ELBOW

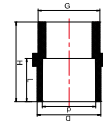
Nom Size	D1	d1	D2	d2	L1	L2	H1	H2
3/4"X1/2"	26.85	22.2	20	15.9	18	13	39.5	40.5
1"X1/2"	34.43	28.83	21.5	16.07	23	13	34	31
1"X3/4"	34.43	28.83	26.85	22.45	23	18	39	39
1 1/4"X1/2"	41.8	35.2	21.5	16.07	28.1	13	42.4	37.4
1 1/4"X1"	41.8	35.2	34.43	28.83	28.1	23	47.4	47.4
2"X1"	64.58	54.38	34.43	28.83	43.5	23	68	62

FEMALE ELBOW WITH BRACKET

Nom Size	D	d	H	L	G
1/2"	30	15.9	38.2	13	1/2"



ITEM NO: CPAB05



NSF

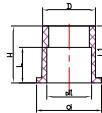
ITEM NO: CPAS06

REDUCING MALE ADAPTOR

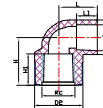
Nom Size	D	d	G	H	L
3/4"X1/2"	26.85	22.2	1/2"	42	18

BRASS THREAD REDUCING SOCKET

Nom Size	D	d	H	L	G
3/4"X1/2"	28.5	22.2	39.2	18	1/2"
1"X1/2"	34.4	28.6	44.5	23	1/2"
1"X3/4"	35	28.83	44	23	3/4"



ITEM NO: CPAS10



ITEM NO: CPAS 012

90 DEGREE FEMALE ELBOW WITH RING

Nom Size	D1	D2	d	L	L1	H	H1	RC
1/2"	21.5	30.5	16.1	24.25	13	30.25	20	1/2"
3/4"X1/2"	26.85	30.5	22.45	33.25	18	33.58	20	1/2"

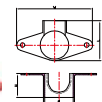
REDUCING RING (IPS TO CTS)

Nom Size	D	d	d1	H	L	L1
3/4"X3/4"	26.57	32	22.45	28.4	18	25.9
2"X2 1/2"	72.8	79.7	54.39	51	43.5	45



ASTM D2846

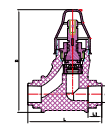
CPVC CTS PIPES & FITTINGS



ITEM NO: CPAS013

REDUCING SOCKET

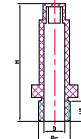
Nom Size	D	d	H	W	L
1"X1/2"	36	33	27.5	88	46
3/4"X1/2"	36	33	34	88	46



ITEM NO: CPAS016

CHECK VALVE

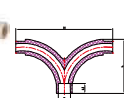
Nom Size	D	H	L	L1
1/2"	16.08	98.4	70.8	13



ITEM NO: CPAS014

LONG PLUG

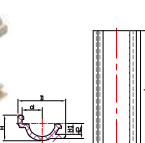
Nom Size	D	Rc	H	H1
1/2"	13.5	1/2"	77	13
3/4"	19	3/4"	80	13.5



ITEM NO: CPAS017

Y MALE & FEMALE WLBOU

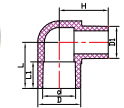
Nom Size	D	H	L	L1
1/2"	16.1	130	72.26	13



ITEM NO: CPAS015

PUNCHARE KIT

Nom Size	D	d	H	H1	H2	L
1/2"	29	12	16.05	6.5	9	70
3/4"	38.5	16	20	8	11	70



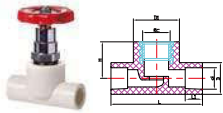
ITEM NO: CPAS018

MALE AND FEMALE ELBOW

Nom Size	D	d	D1	L	L1	H
1/2"	21	16.1	15.72	22.5	13	24

CPVC CTS PIPES & FITTINGS

ASTM D2846



ITEM NO.: CPAB 09



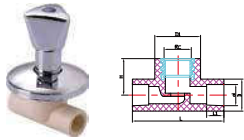
ITEM NO.: CPA016

● CPVC STOP VALVE CPVC CTS

Nom Size	D	d	D1	RC	L	L1	H
1/2"	24.1	16.1	34.8	1/2"	70	13	28
3/4"	32.1	22.45	42	3/4"	83	18	33

● REDUCING TEE

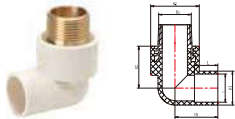
Nom Size	D1	d1	L1	d2	D2	L2	H	L3
3/4"X1/2"X1/2"	26.85	22.45	18	16.1	21.5	13	55	26.08
3/4"X3/4"X1/2"	26.85	22.45	18	16.1	21.5	13	57.8	31.43



ITEM NO.: CPAB 010

● CPVC STAINLESS STEEL STOP VALVE

Nom Size	D	d	D1	RC	L	L1	H
1/2"	24.1	16.1	34.8	1/2"	70	13	28
3/4"	32.1	22.45	42	3/4"	83	18	33



ITEM NO.: CPAB011

● BRASS THREAD MALE ELBOW

Nom Size	D1	D2	d	L	H1	H2	R
1/2"	21.58	32.5	16.07	13	28.5	26.25	1/2"
3/4"	26.85	38.5	22.45	18.5	34	33	3/4"
1"	34.43	47.5	28.83	23.5	44.5	38.8	1"



ITEM NO.: CPAS019

● COMPRESSION COUPLING

Nom Size	D	d2	L
1/2"	18	33	76.3
3/4"	24.2	40.3	86
1"	30.4	48.3	96.5



PP-R PIPES & FITTINGS FOR COLD/HOT WATER

PRESSURE FOR HOT AND COLD

PPR DIN PIPES & FITTINGS

DIN8077/8088



ITEM NO: PR001

PIPES (PN12.5) LENGTH:4M (PR001 PIPES) PIPES (PN20) LENGTH:4M

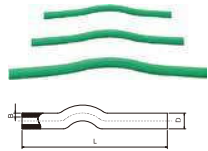
Nom Size	Outer Dia	Wall Thickness
20	20	2.0
25	25	2.3
32	32	2.9
40	40	3.7
50	50	4.6
63	63	5.8
75	75	6.8
90	90	8.2
110	110	10.0

Nom Size	Outer Dia	Wall Thickness
20	20	2.8
25	25	3.5
32	32	4.4
40	40	5.5
50	50	6.9
63	63	8.6
75	75	10.3
90	90	12.3
110	110	15.1
160	160	14.6

PIPES (PN16) LENGTH:4M PIPES (PN25) LENGTH:4M

Nom Size	Outer Dia	Wall Thickness
20	20	2.3
25	25	2.8
32	32	3.6
40	40	4.5
50	50	5.6
63	63	7.1
160	160	17.9

Nom Size	Outer Dia	Wall Thickness
20	20	3.4
25	25	4.2
32	32	5.4
40	40	6.7
50	50	8.3
63	63	10.5
160	160	21.9



ITEM NO: PR002

STEP OVER BEND

Nom Size	Pressure	D	B	L
20	1.25	20	2.0	400
20	1.6	20	2.3	400
20	2.0	20	2.8	400
20	2.5	20	3.4	400
25	1.25	25	2.3	400
25	1.6	25	2.8	400
25	2.0	25	3.5	400
25	2.5	25	4.2	400
32	1.25	32	2.9	400
32	1.6	32	3.6	400
32	2.0	32	4.4	400
32	2.5	32	5.4	400



ITEM NO: PRE01

45° ELBOW

Nom Size	D	d	L
16	21.8	15	14.5
20	27.4	19	15.8
25	34.8	24	18.1
32	42.4	31	20.1
40	52.1	38.8	22.1
50	65.7	48.9	25.1
63	83.1	61.7	28.0
75	99.0	73.4	30.4
90	119.6	88.8	35.1
110	146.7	108.3	42
160	211	157	56.5



ITEM NO: PRE02

90° ELBOW

Nom Size	D	d	L
16	21.8	15	14.5
20	27.4	19	16.1
25	34.4	24	18.1
32	42.1	31	20.1
40	52.6	38.8	21.7
50	66.1	48.9	25.1
63	83.1	61.7	28.4
75	99.2	73.4	32
90	119.0	88.8	36
110	146.7	108.3	42
160	211	157	56.5



ITEM NO: PRT03


FEMALE THREAD TEE

Nom Size	D	d	L	G	H	D1
20X1/2"	27.4	19	16.1	1/2"	56.0	43.6
20X3/4"	27.8	19	16.1	3/4"	62	47
25X1/2"	34.8	24	18.1	1/2"	64.2	44
25X3/4"	34.8	24	18.1	3/4"	64.2	49
32X1"	42.8	30.4	21.4	1"	81.2	64.5
32X1/2"	42.8	30.4	20.2	1/2"	70	46.4
32X3/4"	42.4	30.4	20.2	3/4"	76.0	49



DIN8077/8088

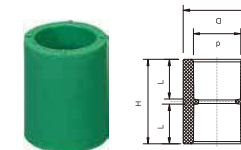
PPR DIN PIPES & FITTINGS



ITEM NO: PR006

END CAP

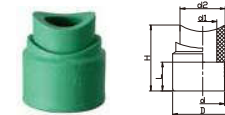
Nom Size	D	d	L	H
16	21.8	15	14.5	19.5
20	27.4	19	16.1	24.3
25	34.8	24	18.1	24.7
32	42.6	30.9	20.1	30.2
40	52.5	38.8	22.1	31.2
50	66.1	48.9	25.1	35.3
63	82.7	61.7	28.7	41.4
75	99.2	73.4	34.2	53.2
90	119.2	88.8	38	64.2
110	145.8	108.3	46.7	69.8
160	211	157	56.5	105.3



ITEM NO: PR003

SOCKET


Nom Size	D	d	L	H
16	21.8	15	14.5	19.5
20	27.4	19	15.7	34.3
25	34.8	24	17.5	38.0
32	42.4	30.9	19.2	41.8
40	52.5	38.8	22.1	47.3
50	66.3	48.9	25.1	53.8
63	83.3	61.7	29.1	61.3
75	99.2	73.4	32	68.4
90	119.0	88.8	36	77.0
110	147.0	108.3	42	89.8
160	211	157	56.5	126



ITEM NO: PRS001

WELD IN SADDLE

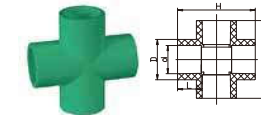
Nom Size	D	d	L	d1	d2	H
32	42.5	32	20.5	20.4	32	47



ITEM NO: PRT01

STRAIGHT TEE

Nom Size	D	d	L	H
16	21.8	15	14.5	46
20	27.9	19	16.1	53.0
25	34.8	24	18.1	63
32	42.4	30.9	20.1	74
40	52.6	38.8	22.1	85.3
50	66.1	48.9	25.1	100.7
63	83.1	61.7	29.1	121.7
75	99.2	73.4	32	141.7
90	120.0	88.8	36	168.3
110	146.0	108.3	42	197.4
160	211	157	56.5	299



ITEM NO: PRC001

CROSS

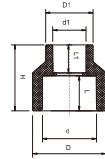
Nom Size	D	d	L	H
20	27.4	20	16	53
25	34.8	25	18	63
32	42.4	32	20	74



ITEM NO: PRU001

UNION TWO SIDE WELD

Nom Size	D1	D	d	L	H
32X1"	65	41	32	21	73

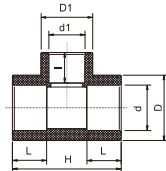


ITEM NO: PR004

● REDUCING SOCKET

Nom Size	D	d	L	D1	d1	L1	H
20X16							
25X20	34.8	24	18.1	27.4	19	16.1	34.4
32X20	42.4	30.9	20.1	27.4	19	16.1	38
32X25	42.4	30.9	20.1	34.8	24	17.4	39.6
40X20	52.6	38.8	22.1	27.4	19	16.1	50
40X25	52.6	38.8	22.1	34.8	24	18.1	49.6
40X32	52.6	38.8	22.1	42.4	30.9	20.1	44.3
50X20	66.0	48.9	25.1	27.4	19	16.1	55.9
50X25	66.0	48.9	25.1	34.8	24	18.1	57
50X32	66.0	48.9	25.1	42.4	30.9	20.1	56
50X40	66.1	48.9	25.1	52.6	38.8	22.1	50.2
63X25	82.7	61.7	29.1	34.8	24	18.1	62.7

Nom Size	D	d	L	D1	d1	L1	H
63X32	82.7	61.7	29.1	42.4	30.9	20.1	63.4
63X40	83.1	61.7	29.1	53.0	38.8	22.1	63.3
63X50	83.1	61.7	29.1	66.7	48.9	25.1	56.7
75X40	99.2	73.4	32	53.2	38.8	22.1	69.0
75X50	99.2	73.4	32	66.6	48.9	25.1	69
75X63	99.2	73.4	32	83.1	61.7	29.1	66.5
90X50	119.0	88.8	36	66.8	48.9	25.1	78.5
90X63	119.6	88.8	39	83.1	61.7	29.1	82.7
90X75	119.6	88.8	39	99.2	73.4	32	74.8
110X63	145.5	108.3	42	84.4	61.7	30	91
110X75	145.5	108.3	42	100.0	73.4	32	91.4
110X90	146.0	108.3	42	121.0	88.8	37	82.0
160X110	211	157	56.5	145.5	108.5	42	125

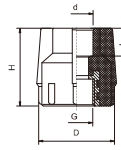


ITEM NO: PRT02

● REDUCING TEE

Nom Size	D	D1	d	d1	L	L1	H
25X20	34.8	27.4	24	19	18.1	16.1	57.7
32X20	42.4	27.4	30.9	19	20.1	16.1	62.2
32X25	42.4	34.8	30.9	24	20.1	17.5	67.3
40X20	52.6	28.0	38.8	19	22.1	16.1	65.8
40X25	52.6	35.3	38.8	24	22.1	18.1	70.8
40X32	52.6	42.4	38.8	30.9	22.1	21.2	81
50X20	66.1	28.2	48.9	19	25.1	16.0	75.2
50X25	66.1	35.4	48.9	24	25.1	18.1	77
50X32	66.1	42.8	48.9	30.9	25.1	20.1	83.4
50X40	66.1	53.0	48.9	38.8	25.1	22.1	94.7
63X20	83.1	28.0	61.7	19	29.1	18.1	83.4
63X25	83.1	35.4	61.7	24	29.1	18.1	84.4
63X32	83.1	42.4	61.7	30.9	29.1	20.1	91.23
63X40	83.1	52.6	61.7	38.8	29.1	22.1	103

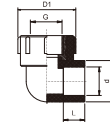
Nom Size	D	D1	d	d1	L	L1	H
63X50	83.1	66.1	61.7	52.6	29.1	25.1	112.6
75X32	99.2	42.4	73.4	30.9	32	20.9	97.8
75X40	100.3	53.2	73.4	38.8	32	22.1	106.7
75X50	99.2	66.1	73.4	52.6	32	25.1	119.9
75X63	99.2	83.1	73.4	61.7	31.1	29.1	130
90X40	119.6	53.4	88.8	38.8	36	22.1	114.2
90X50	120.6	66.6	88.8	52.6	36	25.1	126.5
90X63	120.6	84.2	88.8	61.7	36	29.1	124.2
90X75	120.6	99.2	88.8	73.4	36	32	15.9
110X50	147.5	67.6	107.5	52.6	42	26.1	138.2
110X63	147.5	84.1	107.5	61.7	42	30.0	151.0
110X75	147.8	99.9	107.5	73.4	42	32	162.4
110X90	146.2	119.6	107.5	88.8	42	36	178



ITEM NO: PR007

● FEMALE THREAD BUSH

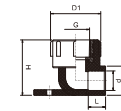
Nom Size	D	d	G	L	H
20X1/2"	43.6	19	1/2"	16.1	45.9
25X1/2"	43.6	24	1/2"	19.2	45.4
25X3/4"	49.5	24	3/4"	17.8	45.6
32X1"	64.4	30.9	1"	20.1	58.3
40X1 1/4"	76.8	38.8	1 1/4"	22.1	71.5
50X1 1/2"	86	48.9	1 1/2"	25.1	71.5
63X2"	95	61.7	2"	29.1	94.5
20X3/4"	49	19	3/4"	16.1	46.3
32X1/2"	46.8	30.5	1/2"	21.0	46.7
32X3/4"	48.8	30.5	3/4"	20.7	47.4



ITEM NO: PRE03

● FEMALE THREAD ELBOW

Nom Size	D	d	G	L	D1
20X1/2"	27.4	19	1/2"	16.1	43.2
20X3/4"	28	18.6	3/4"	16.1	47
25X1/2"	34.8	24	1/2"	18.1	44
25X3/4"	34.8	24	3/4"	18.1	49
32X1/2"	42.6	30.6	1/2"	20.1	49.7
32X3/4"	42.6	30.6	3/4"	20.1	48.3
32X1"	42.6	30.9	1"	20.6	65.0



ITEM NO: PRE04

● FEMALE THREAD ELBOW WALL PLATE

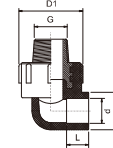
Nom Size	D	d	G	L	H	D1
20X1/2"	27.4	19	1/2"	16.1	49.3	43
25X1/2"	34.8	24	1/2"	18.1	55.3	43
25X3/4"	34.8	24	3/4"	18.1	54.1	49



ITEM NO: PR008

● MALE THREAD BUSH

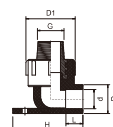
Nom Size	D	d	G	L	H
20X1/2"	44	19	1/2"	16.1	61.7
25X1/2"	44	24	1/2"	18.1	62.0
25X3/4"	49	24	3/4"	18.1	61.5
32X1"	64.4	30.9	1"	20.1	78.3
40X1 1/4"	76.8	38.8	1 1/4"	22.1	93.5
50X1 1/2"	86	48.9	1 1/2"	25.1	94.4
63X2"	95	61.7	2"	29.1	112
20X3/4"	48.7	19	3/4"	16.1	62
32X1/2"	46.4	30.5	1/2"	20.1	64.0
32X3/4"	49.1	30.5	3/4"	20.1	62



ITEM NO: PRE05

● MALE THREAD ELBOW

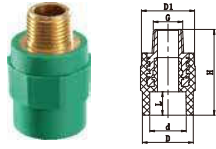
Nom Size	D	d	G	L	D1
20X1/2"	28.1	19	1/2"	16.1	43.5
20X3/4"	27.4	18.2	3/4"	16.2	47
25X1/2"	34.8	24	1/2"	18.1	44
25X3/4"	34.8	24	3/4"	18.1	49
32X1/2"	43.0	30.4	1/2"	20.2	48.6
32X3/4"	43.0	30.4	3/4"	20.2	49
32X1"	42.4	30.4	1"	20.8	65.1



ITEM NO: PRE06

● MALE THREAD ELBOW WALL PLATE

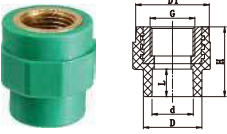
Nom Size	D	d	G	L	H	D1
20X1/2"	27.9	19	1/2"	16.1	64.2	43.5
25X1/2"	34.8	24	1/2"	18.1	68.4	43.5
25X3/4"	35.2	24	3/4"	18.1	72.8	49



ITEM NO: PR027

● II MALE THREAD BUSH

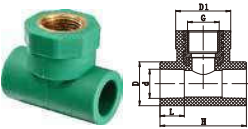
Nom Size	D	d	G	L	H	D1
20X1/2"	27.6	19.0	1/2"	16.1	63	41
25X1/2"	33.8	24.0	1/2"	18.5	64.5	35.2
25X3/4"	33.8	24.0	3/4"	15.5	57.6	43
32X1"	43.2	30.9	1"	18.5	64.5	50.2
50X1 1/2"	64.4	48.9	1 1/2"	23.6	76.6	69.2



ITEM NO: PR028

● II FEMALE THREAD BUSH

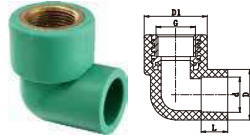
Nom Size	D	d	G	L	H	D1
20X1/2"	27.6	19.0	1/2"	15.0	40	41.1
25X1/2"	34.2	24.0	1/2"	15.5	41	35.3
25X3/4"	34.5	24.0	3/4"	16.1	41	43.4
32X1"	43.2	30.9	1"	18.5	46.5	50.2
50X1 1/2"	64.4	48.9	1 1/2"	23.6	56.6	69.2



ITEM NO: PR029

● II FEMALE THREAD TEE

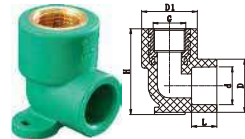
Nom Size	D	d	G	L	H	D1
20X1/2"	29	19.0	1/2"	16.1	57.3	38.4
25X1/2"	32.8	24.0	1/2"	15.5	64.2	36.2



ITEM NO: PR031

● II FEMALE THREAD ELBOW

Nom Size	D	d	G	L	D1
25X3/4"	34.8	24.0	3/4"	18.1	43.4
32X1"	42.6	30.9	1"	18.5	51



ITEM NO: PR032

● II FEMALE THREAD ELBOW WITH PLATE


Nom Size	D	d	G	L	H	D1
20X1/2"	29	19.0	1/2"	14	50.8	35.6
25X1/2"	34	24.0	1/2"	16.1	55	35.6



ITEM NO: PR034

● PPR CUTTER

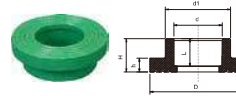
Nom Size	Carton size mm*mm*mm	Qty/ctn pc	Weight/ctn Kgs
20mm-32mm	504X486X217	50.0	26
20mm-63mm	450X440X330	20.0	23.3
20mm-110mm	365X380X325	12.0	22



ITEM NO: PRT04

● MALE THREAD TEE

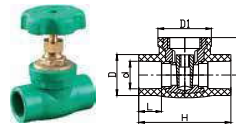
Nom Size	D	d	L	G	H	D1
20X1/2"	27.9	19	16.1	1/2"	56.4	43.5
25X3/4"	27.4	19	16.1	3/4"	62	47
25X1/2"	35.2	24	18.1	1/2"	64.2	44
25X3/4"	35.2	24	18.1	3/4"	64.2	49
32X1/2"	42.6	30.2	20.2	1/2"	70	46.4
32X3/4"	42.6	30.2	20.2	3/4"	76.5	49
32X1"	42.6	30.9	21.2	1"	81.2	65.1



ITEM NO: PR005

● SHORT PIPE FOR FLANGE

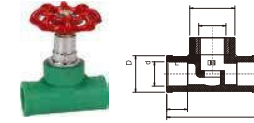
Nom Size	D	d	d1	L	H	h
40	77.3	38.8	52.6	22.2	26.8	11.4
50	86.6	48.9	66.7	24.3	30	13
63	99.8	61.7	83.1	28.7	33.7	14.3
75	121.6	73.4	99.9	31.5	36.7	16.8
90	140.5	88.8	120.8	36	41.6	18.3
110	166.6	107.5	146.4	42	48.2	20.1
160	211	157	189.5	56.5	63	21.4



ITEM NO: PRG001

● GATE VALVE


Nom Size	d	D	D1	L	H	H1
20	19.2	28.8	37.5	16.1	64.8	26.3
25	24.2	34	45	18.1	23	32.5
32	31.2	42.4	50	20.1	78	36.4
40	39	52.6	60	22.1	89	45.1
50	49.1	66.1	72	25.1	105	49.9
63	61.9	83.1	85	29.1	129	60



ITEM NO: PR011

● STOP VALVE

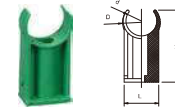
Nom Size	D	d	G	L	H	D1
20	29.0	19	1/2"	16.1	70.7	34.8
25	36.8	24	3/4"	18.1	83	44.7
32	43.4	30.9	3/4"	20.1	86.5	45.2
40	55.6	38.6	1"	22.5	97.4	55.5
50	70.1	48.9	1 1/4"	25.5	121.6	66.3
63	87.1	61.7	1 1/2"	28.7	133.1	74.8
75	103.2	73.4	2 1/4"	32	167.6	98
90	123.6	88.8	2 3/4"	36	201.9	118
110	149.5	107.5	3 1/2"	42	245.6	147



ITEM NO: PR011

● STOP VALVE(W/SCREW END)

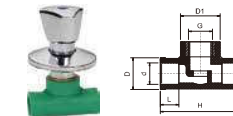
Nom Size	D	G	G1	L	H	D1
20	34.7	1/2"	1/2"	16.1	70.4	35.3
25	40.2	3/4"	3/4"	18.1	83.7	44.6
32	47.4	1"	1"	20.1	87.2	45.9



ITEM NO: PR010

● U-PIPE TRACKET

Nom Size	D	d	L	H
20	24	19.5	22	46.8
25	32.8	24.5	29.8	52.4
32	40.5	31.5	37	57
40	50	39.5	40.3	64
50	61.2	49.5	44	69.8
63	77	62.5	60	80



ITEM NO: PR017

● I STOP VALVE WITH CROM HANDLE

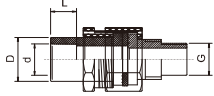
Nom Size	D	d	G	L	H	D1
20	29.0	19	1/2"	16.1	70.7	34.8
25	36.8	24	3/4"	18.1	83	44.7
32	43.4	30.9	3/4"	20.1	86.5	45.2

PPR DIN PIPES & FITTINGS

DIN8077/8088



ITEM NO: PR009



COMBINING JOINT

Nom Size	D	d	L	G
20	27.4	19	16.1	1/2"
25	34.8	24	18.1	3/4"
32	42.4	30.9	20.1	1"



ITEM NO: PR014

COMPACT BALL VALVE

Nomial diameter D mm						
	20	25	32	40	50	63



ITEM NO: PR012

FLANGE SOCKET

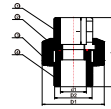
Nomial diameter D mm					
	40	50	63	75	110



ITEM NO: PR013

HEAT-FUSED MACHINE HEAT-FUSED JOINT

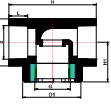
ø 20-ø 63	ø 20	ø 25
	ø 32	ø 40
	ø 50	ø 63
ø 75-ø 110	ø 75	ø 90
	ø 110	



ITEM NO: PR019

UNION

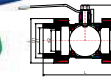
Nom Size	D1	D2	d1	I	L
20	47.7	28.3	19/20.8/21.2	22.5	58.7
25	57.3	34.8	24/25.2/25.8	24.0	64.2
32	68.2	42.4	30.9/32.6/33	27.4	71.2
40	82.2	52	38.8/40.9	31.0	86.4
50	98.3	61.5	46.9/48.9	34	90.5
63	120	75.8	58.5/61.7	38.6	107.0



ITEM NO: PR018

II STOP VALVE WITH CROME HANDLE

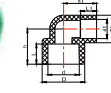
Nom Size	D	d	G	L	H	D1	H1
20X3/4"	28	19	3/4"	16	73.6	44.8	29.4
25X1"	33.2	24	1"	16.5	80.5	56	35.9
32X1"	43.2	30.9	1"	17.3	80.5	53.5	36.4



ITEM NO: PR020

TRUE UNION BALL COCK

Nom Size	D1	d1	d2	I	L	H	A
20	27.4	19	15	19.0	92.8	37.5	40.5
25	34.8	24	20	19	101.2	45.2	48.4
32	42.4	30.9	26.9	21	114.5	51.7	57.3
40	52.6	38.8	32	22.7	144.1	62	75.1
50	66.1	48.9	42	25.7	175.8	69.8	92.7
63	83	61.7	51	29.7	202.8	86.25	108



ITEM NO: PRR001

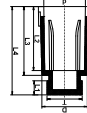
REDUCING ELBOW

Nom Size	D	d	D1	d1	L	L1	h	h1
25X20	34.8	24	27.4	19	18.1	16.1	32.8	26.7
32X20	42.4	30.9	27.4	19	20.1	16.1	35	33
32X25	42.4	30.9	34.8	24	20.1	18.1	37	35
40X32	52.6	39	42.4	31.2	22.1	20.1	40.5	41.5



DIN8077/8088

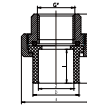
PPR DIN PIPES & FITTINGS



ITEM NO: PR021

TESTING CAP (ABS MATERIAL)

Nom Size	D	d	T	L1	L2	L3	L4
1/2"	31.2	28	Tr21x2	11.5	49.1	52.7	68.2
3/4"	35.32	32.3	Tr27x2	11	49.4	53.1	68.2



ITEM NO: PR022

FEMALE BRASS UNION

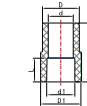
Nom Size	A	D	d	I	L	G
20X1/2"	43.7	27.8	19	16	42.6	1/2"
25X3/4"	50.2	34.5	24	17.7	46	3/4"
32X1"	59.9	42.5	30.9	19.3	49	1"
40X1 1/4"	74.2	52.1	38.8	21	53.5	1 1/4"
50X1 1/2"	91.2	65.4	48.9	24	57	1 1/2"
63X2"	104	79	61.7	27	63	2"



ITEM NO: PR024

PPR BRIDGE

Nom Size	D1	D	d	I	L1	L
20	32.3	28	19	15.3	27.4	82.3
25	40.7	34.8	24	17.3	32	99.2
32	49.2	43.5	30.9	19.9	40.2	118.4



ITEM NO: PR033

SOCKET M/F

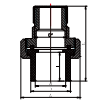
Nom Size	D1	d1	D	d	L1	H
25X20	27.4	19	25	17	16.1	40
20X16	21.8	15	27.4	19	14.5	34.4
25X16	21.8	15	34.8	24	14.5	37.3
32X16	21.8	15	42.4	30.9	14.5	41



ITEM NO: PR038

STOP VALVE WITH LONG HANDLE

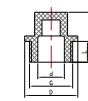
Size Nom	D	G	G1	L	H	D1
20	29.3	19.2	G1/2"	16.28	70	38
25	35	24.2	G3/4"	18.28	83	44



ITEM NO: PR023

MALE THREAD UNION

Nom Size	A	D	d	I	L	G
20X1/2"	39.3	26.4	19	16	53.6	1/2"
25X3/4"	50.2	34.5	24	17.7	59.7	3/4"
32X1"	59.9	42.5	30.9	19.3	67	1"
40X1 1/4"	74.2	52.1	38.8	21	73	1 1/4"
50X1 1/2"	91.2	65.4	48.9	24	80.5	1 1/2"
63X2"	104	79	61.7	27	89.2	2"



ITEM NO: PR026

THREAD PLUG

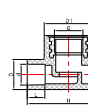
Nom Size	D	d	L	H	G
1/2"	27.3	11.8	12.3	27.9	1/2"
3/4"	32.6	16.5	12.8	30.7	3/4"
1"	39.4	24.5	13.7	26.2	1"



ITEM NO: PR025

BRIDGE II

Nom Size	D	d	d1	d2	L	H	A
20	27.4	19	14.6	22.8	16.1	190	27.8



ITEM NO: PR001

III STOP VALVE

Nom Size	D	d	L	H	D1	G
20	28	19	16.1	76.2	45	3/4"
25	35.5	24	18.1	81	46	3/4"



ITEM NO: PRV001

PPR POUBLE FEMALE THREAD ELBOW WITH PLATE

Nom Size	D	d	D1	G	H1	H2	H	L1	L2
20X1/2"	29.8	19	39	1/2"	10.5	18	52.5	150	224.7
25X1/2"	36	24	39	1/2"	11.6	21	58	150	231.2

PPH THREAD FITTINGS (IRAM13478)

PRESSURE FOR HOT AND COLD



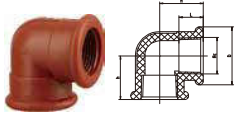
IRAM 13478 PPH THREAD FITTINGS



ITEM NO: THP01

PPH PIPE

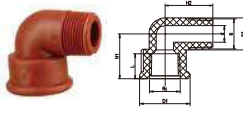
Nom Size	Outer Dia	Wall Thickness
1/2"	21.3	3.4
3/4"	26.9	3.9
1"	33.7	4.9



ITEM NO: TH001

90° ELBOW

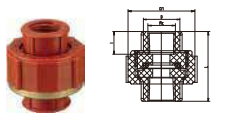
Nom Size	D	Rc	L	h
1/2"	34.5	1/2"	17	31.75
3/4"	41.5	3/4"	17.5	31.5
1"	50.5	1"	21	39.25
1 1/4"	61	1 1/4"	20	41.5
1 1/2"	67	1 1/2"	21	47
2"	85.5	2"	25.5	57.5



ITEM NO: TH002

90° ELBOW M/F

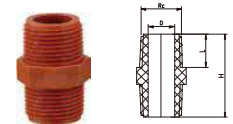
Nom Size	D1	D2	Rc	R	L	d	H1	H2
1/2"	34.5	22	1/2"	1/2"	17	11.5	30.8	33
3/4"	41.5	27	3/4"	3/4"	17.5	16	35	38.5



ITEM NO: TH003

UNION

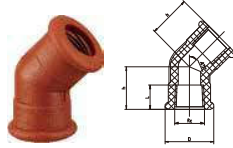
Nom Size	D	D1	Rc	L	I
1/2"	28	51	1/2"	53	18
3/4"	33.6	58	3/4"	57.5	20
1"	42.02	68.5	1"	47	18.5
1 1/4"	56.99	83	1 1/4"	56.5	21.5
1 1/2"	62	89	1 1/2"	74.5	21.5



ITEM NO: TH004

NIPPLE

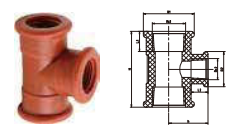
Nom Size	D	Rc	L	H
1/2"	13.2	1/2"	16.5	41.5
3/4"	17	3/4"	17.2	43.9
1"	21.5	1"	19.9	49
1 1/4"	29	1 1/4"	16.8	43.4
1 1/2"	33	1 1/2"	16.8	44.3
2"	42	2"	25	59



ITEM NO: TH006

45° ELBOW

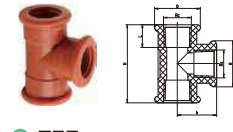
Nom Size	D	Rc	L	h
1/2"	34.5	1/2"	17	30



ITEM NO: TH013

REDUCING TEE

Nom Size	D1	D2	Rc1	Rc2	L1	L2	H	h
1"X1/2"	50.5	34.5	1"	1/2"	20	17	75	39
1"X3/4"	50.5	41.5	1"	3/4"	20	17.5	75	40.5
3/4"X1/2"	41.5	34.5	3/4"	1/2"	17	17.5	64.5	32.3




ITEM NO: TH008

TEE

Nom Size	D	Rc	L	H	h
1/2"	34.5	1/2"	17	59	29.5
3/4"	41.5	3/4"	17.5	64.5	33
1"	50.5	1"	20	77.5	39
1 1/2"	67	1 1/2"	22	94	47
2"	85.5	2"	25.5	115	57.5

PPH THREAD FITTINGS

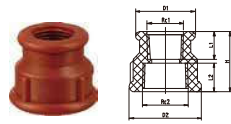
IRAM 13478



ITEM NO: TH009

● PLUG FEMALE

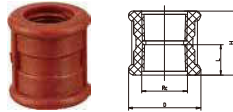
Nom Size	D	Rc	L	H
1/2"	28.5	1/2"	16.2	23
3/4"	36	3/4"	16.7	23.7
1"	34	1"	18	25.5
1 1/2"	50	1 1/2"	24	32
2"	61	2"	27.5	36



ITEM NO: TH005

● REDUCING COUPLING

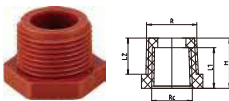
Nom Size	D1	D2	Rc1	Rc2	L1	L2	H
1/2"X3/4"	34.5	41.5	1/2"	3/4"	16	16.5	34.7



ITEM NO: TH007

● COUPLING

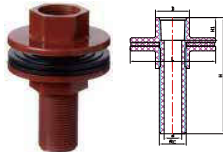
Nom Size	D	Rc	H	L
1/2"	34.5	1/2"	36.5	17
3/4"	41.5	3/4"	37	17.5
1"	82	1"	40	19
1 1/4"	61	1 1/4"	45	21
1 1/2"	53	1 1/2"	45	21
2"	44.4	2"	54	25.5



ITEM NO: TH010

● REDUCING BUSH

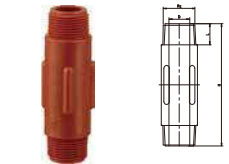
Nom Size	Rc	R	L1	L2	H
3/4"X1/2"	3/4"	1/2"	20.8	18.6	25.6
2"X1"	1"	2"	20	24.5	36
2"X1 1/2"	1 1/2"	2"	24	24.5	36
1 1/2"X1"	1"	1 1/2"	20	20.8	29



ITEM NO: TH014

● TANK CONNECTOR

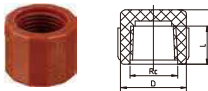
Nom Size	D	d	L	H	H1	G
1/2"	26.5	14	66	90	17.5	1/2"
3/4"	34	18.5	66	92	18.5	3/4"
1"	41	25	78	96.5	22	1"
2"	72.25	49	109.2	99	25	2"



ITEM NO: TH011

● LONG NIPPLE

Nom Size	D	Rc	L	H
1/2" 10"	13	1/2"	16	150
1/2" 6"	13	1/2"	16	100
3/4"	17	3/4"	17	100



ITEM NO: TH012

● FEMALE CAP

Nom Size	D	Rc	L	H
1/2"	29	1/2"	17	24
3/4"	36	3/4"	17.5	25



PVC PIPES & FITTINGS FOR DRAINAGE

DRAINAGE